



BILANT

M. SJS STZ 1657 / 28.07.2017 incheiat la 30.06.2017

- lei -

Nr. rand	Denumirea indicatorilor	Cod	Sold la:	
			inceputul anului	sfarsitul perioadei
A	B	C	1	2
	Active fixe necorporale (ct.2030000+2050000+2060000+2080100+2080200+ 2330000 -2800300-2800500-2800800-2900400-2900500-2900800-2930100*)	03	2153065	1551990
	Instalatii tehnice, mijloace de transport, animale, plantatii, mobilier, aparatura birotica si alte active corporale (ct.2130100+2130200+2130300+2130400+2140000+2310000 -2810300-2810400-2910300-2910400-2930200*)	04	20642542	41902756
	Terenuri si cladiri (ct. 2110100+2110200+2120101+2120102+2120201+2120301+212040 1+2120501+2120601+2120901+2310000-2810100-2810200 -2910100-2910200-2930200)	05	1132526398	1101399049
	Active financiare recurente (investitii pe termen lung) peste un an (ct.2600100+2600200+2600300+2650000+ 2670201+ 2670202+ 2670203+2670204+2670205+2670208 -2960101-2960102 -2960103 -2960200), din care: 2678+2679- 296) din care:	07	915034	915034
	Titluri de participare (ct.2600100+2600200+2600300-2960101-2960102-2960103)	08	915034	915034
	Creante necurente – sume ce urmeaza a fi incasate dupa o perioada mai mare de un an (ct.4110201+4110208+4130200+4280202+4610201+ 4610209 - 4910200 - 4960200), din care:	09	319867	305882
	Creante comerciale necurente – sume ce urmeaza a fi incasate dupa o perioada mai mare de un an (ct 4110201+4110208+4130200+4610201+4610209 - 4910200 -4960200)	10	319867	305882
	TOTAL ACTIVE NECURENTE (rd.03+04+05+06+07+09)	15	1156556906	1146074711
	Stocuri (ct.3010000+3020100+3020200+3020300+3020400+ 3020500+ 3020600+ 3020700+3020800+3020900+ 3030100+3030200+ 3040100+ 3040200+3050100+ 3050200+3070000+3090000+ 3310000+ 3320000+ 3410000+3450000+3460000+3470000+ 3490000+ 3510100+ 3510200+3540100+ 3540500+3540600+ 3560000+ 3570000+ 3580000+ 3590000+3610000+ 3710000+ 3810000+/-3480000+/-3780000-3910000 -3920100-3920200 -3930000-3940100-3940500-3940600-3950100-3950200-3950300- 3950400-3950600-3950700-3950800-3960000-3970000-3980000-4 420803)	19	30798920	29294589
	Creante din operatiuni comerciale, avansuri si alte decontari (ct.2320000+2340000+4090101+4090102+4110101+ 4110108+ 4130100+ 4180000+4250000+4280102+ 4610101+ 4610109 +4730109**+4810101+ 4810102+ 4810103+4810900+ 4830000 + 4890101+4890301- 4910100- 4960100+5120600), din care:	21	11520941	4508450
	Creante comerciale si avansuri (ct.2320000+2340000+4090101+4090102+ 4110101+ 4110108+ 4130100 +4180000+4610101-4910100 - 4960100), din care :	22	6364658	835577
	Creante bugetare (ct. 4310100**+4310200**+4310300**+4310400**+4310500**+ 4310700**+4370100**+4370200**+4370300**+4420400+4420802+ 4440000**+4460100**+)	23	1041598	1117735

A	B	C	1	2
	4460200**+4480200+4610102+4610104+4630000+4640000+4650100+4650200+4660401+4660402+4660500+4660900+4810101**+4810102**+ 4810103**+ 4810900**-4970000), din care:			
	Creantele bugetului general consolidat (ct.4630000+4640000+4650100+4650200+4660401+4660402+4660500+ 4660900 - 4970000)	24	1041597	1117096
	Împrumuturi pe termen scurt acordate (ct.2670101+2670102+2670103+2670104+2670105+ 2670108+2670601 +2670602+ 2670603+2670604+ 2670605+ 2670609+4680101+ 4680102 +4680103+ 4680104 +4680105+4680106+4680107+ 4680108+ 4680109 + 4690103+4690105+ 4690106+4690108+ 4690109)	27		6200000
	Total creante curente (rd. 21+23+25+27)	30	12562539	11826185
	Conturi la trezorerie, casa în lei (ct. 5100000+5120101+5120501+5130101+5130301+5130302+5140101+5140301+5140302+5150101+5150103+5150301+5150500+5150600+5160101+5160301+5160302+5170101+5170301+5170302+5200100+5210100+5210300+5230000+5250101+5250102+5250301+5250302+5250400+5260000+5270000+5280000+5290101+5290201+5290301+5290400+5290901+5310101+5500101+5520000+5550101+5550400+5570101+5580101+5580201+5590101+5600101+5600300+5600401+5610101+5610300+5620101+5620300+5620401+5710100+5710300+5710400+5740101+5740102+5740301+5740302+5740400+5750100+5750300+5750400-7700000)	33	48245601	52612495
	Dobânda de încasat, alte valori, avansuri de trezorerie (ct.5180701+5320100+5320200+5320300+5320400+ 5320500+5320600+ 5320800+5420100)	33.1	206074	631506
	Conturi la institutii de credit, BNR, casa în valuta (ct. 5110101+5110102+5120102+5120402+5120502+5130102+5130202+5140102+5140202+5150102+5150202+5150302+5160102+5160202+5170102+5170202+5290102+5290202+5290302+5290902+5310402+5410102+5410202+5500102+5550102+5550202+5570202+5580102+5580202+5580302+5580303+5590102+5590202+5600102+5600103+5600402+5610102+5610103+5620102+5620103+5620402)	35	60529	75980
	Total disponibilitati si alte valori (rd.33+33.1+35+35.1)	40	48512204	53319981
	Cheptuielei în avans (ct. 4710000)	42	75246	39408
	TOTAL ACTIVE CURENTE (rd.19+30+31+40+41+41.1+42)	45	91948909	94480163
	TOTAL ACTIVE (rd.15+45)	46	1248505815	1240554874
	Sume necurente- sume ce urmeaza a fi platite dupa o perioada mai mare de un an (ct.2690200+4010200+4030200+4040200+4050200+4280201+4620201+ 4620209 + 5090000), din care:	52	30383	35266
	Datorii comerciale (ct.4010200+4030200+ 4040200+4050200+4620201)	53	30383	35266
	Provizioane (ct. 1510201+1510202+1510203+1510204+1510208)	55	19153	19153
	TOTAL DATORII NECURENTE (rd.52+54+55)	58	49536	54419
	Datorii comerciale, avansuri si alte decontari (ct.2690100+4010100+4030100+4040100+4050100+ 4080000+4190000+ 4620101+4620109 +4730109+ 4810101+4810102+4810103+ 4810900+4830000+4890201+ 5090000+ 5120800), din care:	60	7694506	6265855
	Datorii comerciale si avansuri (ct. 4010100+4030100+4040100+4050100+ 4080000+ 4190000+4620101), din care:	61	4406256	5787529
	Datorii catre bugete (ct. 4310100+4310200+4310300+4310400+4310500+4310700+4370100+4370200+4370300+4400000+4410000+4420300+4420801+4440000+4460000+4460100+4460200+4480100+4550501+ 4550502+4550503+4620109+4670100+4670200+4670300+ 4670400+4670500+4670900+4730109+4810900+4820000), din care	62	4609652	4928093

A	B	C	I	2
	Contributii sociale (ct.4310100+4310200+4310300+4310400+4310500+4310700+4370100+4370200+4370300)	63.1	3158288	3347358
	Datorii din operatiuni cu Fonduri externe nerambursabile si fonduri de la buget, alte datorii catre alte organisme internationale (ct. 4500200+4500400+4500600+4510200+4510401+4540402+4540409+4510601+4510602+4510603+4510605+4510606+4510609+4520100+4520200+4530200+4540200+4540401+4540402+4540601+4540602+4540603+4550200+4550401+4550402+4550403+4550404+4560400+4580401+4580402+4580501+4580502+4590000+4620103+4730103+4760000) din care	65	33670	33670
	Împrumuturi pe termen scurt - sume ce urmeaza a fi platite într-o perioada de pâna la un an (ct.5180601+5180603+5180604+5180605+5180606 + 5180608+5180609+5180800+5190101+5190102 + 5190103+ 5190104+5190105+ 5190106+ 5190107+ 5190108+5190109+5190110+5190180+ 5190190)	70		6200000
	Salariile angajatilor (ct.4210000+4230000+4260000+4270100+4270300+4280101)	72	5947092	6259798
	Alte drepturi cuvenite altor categorii de persoane (pensii, indemnizatii de somaj, burse) (ct.4220100+4220200+4240000+4260000+4270200+4270300+4290000+4380000), din care:	73	4162197	4230927
	Venituri in avans (ct.4720000)	74	854142	1178928
	Provizioane (ct. 1510101+1510102+1510103+1510104+1510108)	75	280403	
	TOTAL DATORII CURENTE (rd.60+62+65+70+71+72+73+74+75)	78	23581662	29097271
	TOTAL DATORII (rd.58+78)	79	23631198	29151690
	ACTIVE NETE = TOTAL ACTIVE – TOTAL DATORII = CAPITALURI PROPRII (rd.80= rd.46-79 = rd.90)	80	1224874617	1211403184
	Rezerve, fonduri (ct.1000000+1010000+1020101+1020102+1020103+1030000+1040101+1040102+1040103+1050100+1050200+1050300+1050400+1050500+1060000+1320000+1330000)	84	973340164	974871260
	Rezultatul reportat (ct.1170000- sold creditor)	85	279093237	251394535
	Rezultatul patrimonial al exercitiului (ct.1210000- sold debitor)	88	27558784	14862611
	TOTAL CAPITALURI PROPRII (rd.84+85-86+87-88)	90	1224874617	1211403184

Conducatorul institutiei

MARC TIBERIU



Conducatorul compartimentului

financiar-contabil

MARUSCA LEONTINA LUCICA

CONTUL DE REZULTAT PATRIMONIAL

la data de 30.06.2017

Cod 02

-lei-


Nr. crt	Denumirea indicatorilor	Cod rand	An precedent	An curent
A	B	C	1	2
1.	Venituri din impozite, taxe, contributii de asigurari si alte venituri ale bugetelor (ct.7300100+7300200+7310100+7310200+7320100+ 7330000+ 7340000+ 7350100+7350200+7350300+7350400+ 7350500+ 7350600+7360100+7390000+7450100+7450200+ 7450300+ 7450400+ 7450500+7450900+ 7460100+ 7460200+ 7460300+ 7460900)	02	43,035,127	48,926,734
2.	Venituri din activitati economice (ct.7210000+7220000+7510100+ 7510200+/-7090000)	03	33,932,911	50,479,382
3.	Finantari, subventii, transferuri, alocatii bugetare cu destinatie speciala (ct. 7510500+7710000+7720100+7720200+7730000+7740100+7740200+7750000+7760000+7780000+7790101+790109)	04	46,016,176	31,179,134
4.	Alte venituri operationale (ct.7140000+7180000+7500000+7510300+7510400+7810200+7810300 +7810401+7810402+7770000)	05	1,524,546	2,012,999
	TOTAL VENITURI OPERATIONALE (rd.02+03+04+05)	06	124,508,760	132,598,249
1.	Salariile si contributiile sociale aferente angajatilor (ct.6410000+6420000+6450100+6450200+6450300+ 6450400+ 6450500+6450600+ 6450800+6460000+6470000)	08	44,547,315	65,048,714
2.	Subventii si transferuri (ct.6700000+6710000+6720000+6730000+6740000+ 6750000+ 6760000+ 6770000+ 6780000+6790000)	09	34,433,434	35,687,718
3.	Stocuri, consumabile, lucrari si servicii executate de terti (ct.6010000+6020100+6020200+6020300+6020400+ 6020500+ 6020600+ 6020700+6020800+6020900+6030000+ 6060000+ 6070000+6080000+6090000+6100000+ 6110000+ 6120000+ 6130000+6140000+6220000+6230000+6240100+ 6240200+ 6260000+6270000+6280000+6290100)	10	25,297,326	28,816,270
4.	Cheltuieli de capital, amortizari si provizioane (ct.6290200+6810100+6810200+6810300+6810401+6810402+6820101+ 6820109+6820200+ 6890100+ 6890200)	11	3,187,826	17,891,642
5.	Alte cheltuieli operationale (ct.6350000+6350100+6540000+6580000+6580101+6580109)	12	4,425,061	6,257

A	B	C	1	2
	TOTAL CHELTUIELI OPERATIONALE (rd.08+09+10+11+12)	13	111,890,962	147,450,601
	- EXCEDENT (rd.06- rd.13)	15	12,617,798	
	- DEFICIT (rd.13- rd.06)	16		14,852,352
V.	CHELTUIELI FINANCIARE (ct. 6630000+6640000+6650100+6650200+66600 00+6670000+ 6680000+6690000+6860300+6860400+68608 00)	18		521
	- DEFICIT (rd.18- rd.17)	21		521
	- EXCEDENT (rd.15+20-16-21)	23	12,617,798	
	- DEFICIT (rd.16+21-15-20)	24		14,852,873
VIII.	VENITURI EXTRAORDINARE (ct.7910000)	25		21,676
IX	CHELTUIELI EXTRAORDINARE (ct.6900000+6910000)	26		6,622
	- EXCEDENT (rd.25-rd.26)	28		15,054
	- EXCEDENT (rd. 23+28-24-29)	29.2	12,617,798	
	- DEFICIT (rd. 24+29-23-28)	29.3		14,837,819
	- EXCEDENT (rd. 29.2 - rd.29.4)	31	12,617,798	
	- DEFICIT (rd. 29.3 + rd.29.4)	32		14,837,819

*) Nota: Datele se preiau din contul 6350000 pentru coloana 1

**) Nota: Datele se preiau din contul 6350000 pentru coloana 1 la raportarile trim.II si III cu sumele determinate potrivit prevederilor art.13 alin.(2) lit. b) din Legea nr. 227/2015 privind Codul Fiscal.

Conducatorul institutiei



Conducatorul compartimentului
financiar-contabil

MARUSCA LEONTINA LUCICA

CONTUL DE REZULTAT PATRIMONIAL

la data de 30.06.2017

Cod 02

-lei-

Nr. crt	Denumirea indicatorilor	Cod rand	An precedent	An curent
A	B	C	1	2
1.	Venituri din impozite, taxe, contributiile de asigurari si alte venituri ale bugetelor (ct.7300100+7300200+7310100+7310200+7320100+ 7330000+ 7340000+ 7350100+7350200+7350300+7350400+ 7350500+ 7350600+7360100+7390000+7450100+7450200+ 7450300+ 7450400+ 7450500+7450900+ 7460100+ 7460200+ 7460300+ 7460900)	02	43,031,546	48,923,055
2.	Venituri din activitati economice (ct.7210000+7220000+7510100+ 7510200+/-7090000)	03	593,510	550,469
3.	Finantari, subventii, transferuri, alocatii bugetare cu destinatie speciala (ct. 7510500+7710000+7720100+7720200+7730000+7740100+7740200+7750000+7760000+7780000+7790101+790109)	04	37,120,533	26,221,046
4.	Alte venituri operationale (ct.7140000+7180000+7500000+7510300+7510400+7810200+7810300 +7810401+7810402+7770000)	05	1,518,947	2,009,684
	TOTAL VENITURI OPERATIONALE (rd.02+03+04+05)	06	82,264,536	77,704,254
1.	Salarile si contributiile sociale aferente angajatilor (ct.6410000+6420000+6450100+6450200+6450300+ 6450400+ 6450500+6450600+ 6450800+6460000+6470000)	08	15,115,923	21,208,686
2.	Subventii si transferuri (ct.6700000+6710000+6720000+6730000+6740000+ 6750000+ 6760000+ 6770000+ 6780000+6790000)	09	34,433,434	35,687,718
3.	Stocuri, consumabile, lucrari si servicii executate de terti (ct.6010000+6020100+6020200+6020300+6020400+ 6020500+ 6020600+ 6020700+6020800+6020900+6030000+ 6060000+ 6070000+6080000+6090000+6100000+ 6110000+ 6120000+ 6130000+6140000+6220000+6230000+6240100+ 6240200+ 6260000+6270000+6280000+6290100)	10	12,541,417	13,407,450
4.	Cheltuieli de capital, amortizari si provizioane (ct.6290200+6810100+6810200+6810300+6810401+6810402+6820101+ 6820109+6820200+ 6890100+ 6890200)	11	1,040,513	16,356,086
5	Alte cheltuieli operationale (ct.6350000+6350100+6540000+6580000+6580101+6580109)	12	4,425,061	6,257


A	B	C	1	2
	TOTAL CHELTUIELI OPERATIONALE (rd.08+09+10+11+12)	13	67,556,348	86,666,197
	- EXCEDENT (rd.06- rd.13)	15	14,708,188	
	- DEFICIT (rd.13- rd.06)	16		8,961,943
V.	CHELTUIELI FINANCIARE (ct. 6630000+6640000+6650100+6650200+66600 00+6670000+ 6680000+6690000+6860300+6860400+68608 00)	18		521
	- DEFICIT (rd.18- rd.17)	21		521
	- EXCEDENT (rd.15+20-16-21)	23	14,708,188	
	- DEFICIT (rd.16+21-15-20)	24		8,962,464
VIII.	VENITURI EXTRAORDINARE (ct.7910000)	25		21,676
	- EXCEDENT (rd.25-rd.26)	28		21,676
	- EXCEDENT (rd. 23+28-24-29)	29.2	14,708,188	
	- DEFICIT (rd. 24+29-23-28)	29.3		8,940,788
	- EXCEDENT (rd. 29.2 - rd.29.4)	31	14,708,188	
	- DEFICIT (rd. 29.3 + rd.29.4)	32		8,940,788

*) Nota: Datele se preiau din contul 6350000 pentru coloana 1

***) Nota: Datele se preiau din contul 6350000 pentru coloana 1 la raportarile trim. II si III cu sumele determinate potrivit prevederilor art.13 alin.(2) lit. b) din Legea nr. 227/2015 privind Codul Fiscal.

Conducatorul institutiei

MARC TIBERIU



Conducatorul compartimentului
financiar-contabil

MARUSCA LEONTINA LUCICA

CONTUL DE REZULTAT PATRIMONIAL

la data de 30.06.2017

Cod 02


-lei-

Nr. crt	Denumirea indicatorilor	Cod rand	An precedent	An curent
A	B	C	1	2
1.	Venituri din impozite, taxe, contributii de asigurari si alte venituri ale bugetelor (ct.7300100+7300200+7310100+7310200+7320100+ 7330000+ 7340000+ 7350100+7350200+7350300+7350400+ 7350500+ 7350600+7360100+7390000+7450100+7450200+ 7450300+ 7450400+ 7450500+7450900+ 7460100+ 7460200+ 7460300+ 7460900)	02	3,581	3,679
2.	Venituri din activitati economice (ct.7210000+7220000+7510100+ 7510200+/-7090000)	03	33,339,401	49,928,913
3.	Finantari, subventii, transferuri, alocatii bugetare cu destinatie speciala (ct. 7510500+7710000+7720100+7720200+7730000+7740100+7740200+7750000+7760000+7780000+7790101+790109)	04	4,264,460	3,856,897
4.	Alte venituri operationale (ct.7140000+7180000+7500000+7510300+7510400+7810200+7810300 +7810401+7810402+7770000)	05	5,599	3,315
	TOTAL VENITURI OPERATIONALE (rd.02+03+04+05)	06	37,613,041	53,792,804
1.	Salariile si contributiile sociale aferente angajatilor (ct.6410000+6420000+6450100+6450200+6450300+ 6450400+ 6450500+6450600+ 6450800+6460000+6470000)	08	29,431,392	43,840,028
3.	Stocuri, consumabile, lucrari si servicii executate de terti (ct.6010000+6020100+6020200+6020300+6020400+ 6020500+ 6020600+ 6020700+6020800+6020900+6030000+ 6060000+ 6070000+6080000+6090000+6100000+ 6110000+ 6120000+ 6130000+6140000+6220000+6230000+6240100+ 6240200+ 6260000+6270000+6280000+6290100)	10	12,688,460	14,908,171
4.	Cheltuieli de capital, amortizari si provizioane (ct.6290200+6810100+6810200+6810300+6810401+6810402+6820101+ 6820109+6820200+ 6890100+ 6890200)	11	1,927,280	1,221,302
	TOTAL CHELTUIELI OPERATIONALE (rd.08+09+10+11+12)	13	44,047,132	59,969,501
	- DEFICIT (rd.13- rd.06)	16	6,434,091	6,176,697
	- DEFICIT (rd.16+21-15-20)	24	6,434,091	6,176,697
	- DEFICIT (rd. 24+29-23-28)	29.3	6,434,091	6,176,697
	- DEFICIT (rd. 29.3 + rd.29.4)	32	6,434,091	6,176,697

*) Nota: Datele se preiau din contul 6350000 pentru coloana 1
**) Nota: Datele se preiau din contul 6350000 pentru coloana 1 la raportarile trim.II si III cu sumele determinate potrivit prevederilor art.13 alin.(2) lit. b) din Legea nr. 227/2015 privind Codul Fiscal.

Conducatorul institutiei

MARC TIBERIU



**Conducatorul compartimentului
financiar-contabil**

MARUSCA LEONTINA LUCICA

A handwritten signature in black ink.

CONTUL DE REZULTAT PATRIMONIAL

la data de 30.06.2017

Cod 02

-lei-

Nr. crt	Denumirea indicatorilor	Cod rand	An precedent	An curent
A	B	C	1	2
3.	Finantari, subventii, transferuri, alocatii bugetare cu destinatie speciala (ct. 7510500+7710000+7720100+7720200+7730000+7740100+7740200+7750000+7760000+7780000+7790101+790109)	04		906
	TOTAL VENITURI OPERATIONALE (rd.02+03+04+05)	06		906
	- EXCEDENT (rd.06- rd.13)	15		906
	- EXCEDENT (rd.15+20-16-21)	23		906
	- EXCEDENT (rd. 23+28-24-29)	29.2		906
	- EXCEDENT (rd. 29.2 - rd.29.4)	31		906

*) Nota: Datele se preiau din contul 6350000 pentru coloana 1

**) Nota: Datele se preiau din contul 6350000 pentru coloana 1 la raportarile trim. II si III cu sumele determinate potrivit prevederilor art.13 alin.(2) lit. b) din Legea nr. 227/2015 privind Codul Fiscal.

Conducatorul institutiei

MARC TIBERIU SALAJ

Conducatorul compartimentului
financiar-contabil

MARUSCA LEONTINA LUCICA

CONTUL DE REZULTAT PATRIMONIAL

la data de 30.06.2017

Cod 02

-lei-


Nr. crt	Denumirea indicatorilor	Cod rand	An precedent	An curent
A	B	C	1	2
3.	Finantari, subventii, transferuri, alocatii bugetare cu destinatie speciala (ct. 7510500+7710000+7720100+7720200+7730000+7740100+7740200+7750000+7760000+7780000+7790101+790109)	04	4,631,183	1,100,285
	TOTAL VENITURI OPERATIONALE (rd.02+03+04+05)	06	4,631,183	1,100,285
3.	Stocuri, consumabile, lucrari si servicii executate de terti (ct.6010000+6020100+6020200+6020300+6020400+ 6020500+ 6020600+ 6020700+6020800+6020900+6030000+ 6060000+ 6070000+6080000+6090000+6100000+ 6110000+ 6120000+ 6130000+6140000+6220000+6230000+6240100+ 6240200+ 6260000+6270000+6280000+6290100)	10	67,449	500,649
4.	Cheltuieli de capital, amortizari si provizioane (ct.6290200+6810100+6810200+6810300+6810401+6810402+6820101+ 6820109+6820200+ 6890100+ 6890200)	11	220,033	314,254
	TOTAL CHELTUIELI OPERATIONALE (rd.08+09+10+11+12)	13	287,482	814,903
	- EXCEDENT (rd.06- rd.13)	15	4,343,701	285,382
	- EXCEDENT (rd.15+20-16-21)	23	4,343,701	285,382
IX	CHELTUIELI EXTRAORDINARE (ct.6900000+6910000)	26		6,622
	- DEFICIT (rd.26-rd.25)	29		6,622
	- EXCEDENT (rd. 23+28-24-29)	29.2	4,343,701	278,760
	- EXCEDENT (rd. 29.2 - rd.29.4)	31	4,343,701	278,760

*) Nota: Datele se preiau din contul 6350000 pentru coloana 1

**) Nota: Datele se preiau din contul 6350000 pentru coloana 1 la raportarile trim. II si III cu sumele determinate potrivit prevederilor art.13 alin.(2) lit. b) din Legea nr. 227/2015 privind Codul Fiscal.

Conducatorul institutiei

MARC TIBERIU

Conducatorul compartimentului
financiar-contabil
MARUSCA LEONTINA LUCICA

SITUATIA FLUXURILOR DE TREZORERIE

la data de 30.06.2017

Cod 04

-lei-

Denumirea indicatorilor A	Cod rand B	Total 1	Casa in valuta 2	Alte disponibilitati 3
1. Incasari	02	49,898	32,366	17,532
2. Plati	03	34,447	32,366	2,081
3. Numerar net din activitatea operationala (rd. 02- rd.03)	04	15,451		15,451
IV. CRESTEREA (DESCRESTEREA) NETA DE NUMERAR SI ECHIVALENT DE NUMERAR (rd.04+rd.08+rd.12)	13	15,451		15,451
V. NUMERAR SI ECHIVALENT DE NUMERAR LA INCEPUTUL ANULUI	14	60,529		60,529
VI. NUMERAR SI ECHIVALENT DE NUMERAR LA FINELE PERIOADEI (rd.13+14 +15-16)	17	75,980		75,980

NOTA: Coloanale se completeaza astfel:


Col.1 TOTAL - (col.2+col.3+.....n)

Col.2 - ct. 5310402 "Casa in valuta"

Col.3 si urmatoarele - ct. de disponibilitati in lei si in valuta la unitati bancare: (5xxxxxx)

Conducatorul institutiei

MARC TIBERIU

Conducatorul compartimentului
financiar-contabil

MARUSCA LEONTINA LUCICA

SITUATIA ACTIVELOR SI DATORIILOR INSTITUTIILOR PUBLICE
DIN ADMINISTRATIA LOCALA

Cod 18

la data de 30.06.2017

-lei-

Nr. rand		Cod rand	Sold la inceputul anului	Sold la sfarsitul perioadei
A	B	C	1	2
	Disponibilitati în lei ale institutiilor publice locale si ale institutiilor publice de subordonare locala, la trezorerii (ct.5100000+ct.5120101+ct.5120501+ct.5150101+ct.5150103+ct.5150500+ct.5150600+ct.5160101+ct.5160301 +ct.5160302+ct.5170101+ct.5170301+ct.5170302+ct.5210100+ct.5210300+ct.5280000+ct.5290201+ct.5290301+ct.5290400+ ct.5290901+ct.5500101+ct.5520000+ct.5550101 +ct.5570101+ct.5580101+ct.5580201+ct.5600101+ ct.5600300+ct.5610100+ct.5610300+ct.5620101+ct.5620300-ct.7700000), din care :	5	48245601	52612495
	Total (in baze cash) (rd.04+05)	8	48245601	52612495
	Total (in baze accrual) (rd.08+09)	10	48245601	52612495
	Avansuri de trezorerie, acordate în lei (ct.5420100)	22		857
	Alte valori (ct.5320100+ct.5320200+ct.5320300+ct.5320400+ct.5320500+ ct.5320600+ct.5320800)	23	206074	630649
	Disponibilitati ale institutiilor publice locale si ale institutiilor de subordonare locala la institutiile de credit rezidente (ct.5110101+ct.5110102+ct.5120102+ct.5120402+ct.5120502+ct.5150102+ ct.5150202+ct.5160102+ct.5160202+	32	60529	75980

	ct.5170102+ ct.5170202+ ct.5290202+5290302+ct.52 90902+ct.5500102+ct. 5550102+ct. 5550202+ct.5570202+ct.55 80102+ ct.5580302+ ct.5600102+ct.5600103+ct .5610102+ct5610103+ct.56 20102+ct.5620103), din care :			
	Total (în baze cash) (rd.32+35)	36	60529	75980
	Total (în baze accrual) (rd.36+37)	38	60529	75980
	Actiuni necotate detinute de autoritatile locale la societati nefinanciare (ct.2600200 - ct.2960102) (S.11)	131	915034	915034
	Total (la valoarea contabila neta (la valoarea de intrare mai putin ajustarile cumulate pentru pierderea de valoare) (rd.131+132+133)	134	915034	915034
1	Creante comerciale necurente legate de livrari de bunuri si servicii de catre autoritatile locale sau de institutii subordonate acestora (ct.4110201+ct.4110208+c t.4130200+ct.4610201 - ct.4910200 - ct.4960200) Total (rd.158+159+160+164), din care:	157	319867	305882
	-de la societati nefinanciare (S.11),	159	319867	305882
	Creante comerciale curente legate de livrari de bunuri si servicii de catre autoritatile locale sau de institutii subordonate acestora (ct.2320000+ct.2340000+c t.4090101+ct.4090102+ct. 4110101+ ct.4110108+ ct.4130100+ct.4180000+ct .4610101 - ct.4910100 - ct.4960100). Total (rd.166+167+168+172), din care de la :	165	6364658	835577
	- de la societati nefinanciare (S.11),	167	6364658	835577

1	Creante ale bugetului local (ct.4640000 -ct.4970000). Total (rd.177+178+179+183), din care:	176	1041597	1117096
	-de la societati nefinanciare (S.11),	178	1041597	1117096
	Total creante (rd.176+184)	185	1041597	1117096
1	Sume datorate tertilor reprezentând garantii si cautiuni aflate în conturile institutiilor publice (ct.4280101+ct.4280201+ct.4620109+ct.4620209) Total (rd.204+205+206), din care :	203	79599	35928
	- societati nefinanciare (S.11)	205	79599	35928
	Sume primite din excedentul anului precedent pentru acoperirea golurilor temporare de casa si pentru finantarea cheltuielilor sectiunii de dezvoltare (ct.5190107+ct.5190190)	267.1		6200000
	Total (în baze cash) (rd.262+266+267+267.1)	268		6200000
	Total (în baze accrual) (cash+dobânzi) (rd.268+274)	275		6200000
	Datorii comerciale necurente legate de livrari de bunuri si servicii (ct.4010200+ct.4030200+ct.4040200+ct.4050200+ct.4620201). Total (rd.313+314+318+319), din care catre :	312	30383	35266
	- Societati nefinanciare (S.11)	313	30383	35266
	Datorii comerciale curente legate de livrari de bunuri si servicii (ct.4010100+ct.4030100+ct.4040100 +ct.4050100+ct.4080000 + ct.4190000+ ct.4620101) Total (rd.321+322+326+327), din care catre :	320	4406256	5787529
	- Societati nefinanciare	321	4406256	5787529


	(S.11)			
	Datoriile institutiilor publice din administratia locala catre bugete (ct.4420300+ ct.4310100+ct.4310200+ct.4310300+ct.4310400+ ct.4310500+ ct.4310700+ct.4370100+ct.4370200+ct.4370300+ ct.4420801 +ct.4440000+ct.446.01.00 +ct.446.02.00+ct.4480100)	331	4609652	4921537
	Salariile angajatilor (ct 4210000+ct.4230000+ct.4260000 +ct.4270100+ct.4270300 +ct.4280101)	332	5947092	6259798
	Alte drepturi cuvenite altor categorii de persoane (ct.4260000+ct.4270200 +ct.4270300+ct.4290000+ct.4380000)	333	4162197	4230927
	Total (rd.331+332+333+334)	335	14718941	15412262
	Provizioane necurente (ct.1510201+ ct.1510202+ ct.1510203 +ct.1510204 +ct.1510208), din care:	342.1	19153	19153
	Provizioane curente (ct. 1510101+ct.1510102+ ct.1510103+ ct.1510104+ ct.1510108) , din care:	343	280403	
	Provizioane curente, constituite conform OUG 71/2009 si OG 17/2012 reprezentând drepturi salariale câstigate în instanta (ct.1510103)	343.2	280403	

Nota

Sectoarele si subsectoarele definite conform Sistemului European de Conturi (SEC' 95)	utilizator Anexa 40	Cod SEC'95
Societati nefinanciare		S.11
Societati financiare		S.12
Banca centrala		S.121
Societati care accepta depozite, exclusiv banca centrala		S.122
Fonduri de piata monetara		S.123
Fonduri de investitii, altele decat fondurile de piata monetara		S.124
Alti intermediari financiari, exclusiv societati de asigurare si fonduri de pensii		S.125
Auxiliari financiari		S.126
Societati de asigurare (SA)		S.128
Fonduri de pensii (FP)		S.129
Administratii publice		S.13
Administratia centrala(exclusiv fondurile de securitate sociala)		S.1311
Administratia locala(exclusiv fondurile de securitate sociala)		S.1313
Fonduri de securitate sociala		S.1314
Gospodariile populatiei		S.14
Restul lumii		S.2
State membre si institutii si organisme ale Uniunii Europene		S.21
Statele membre ale Uniunii Europene		S.211
Institutiile si organisme ale Uniunii Europene		S.212
State nonmembre si organizatii internationale nerezidente ale Uniunii Europene		S.22

Conducatorul institutiei

MARC TIBERIU



Conducatorul compartimentului
financiar-contabil
MARUSCA LEONTINA LUCICA



CONTUL DE EXECUTIE AL INSTITUTIILOR PUBLICE - CHELTUIELI

la data de 30.06.2017

Cod 21 Capitol 4902

Subcapitol

-lei-

DENUMIREA INDICATORILOR*)	Cod indicator	Credite de angajament	Credite bugetare		Angajamente bugetare	Angajamente legale	Plati efectuate	Angajamente legale de platit	Cheltuieli efective
			anuale aprobate la finele perioadei de raportare	trimestriale cumulate					
A	B	1	2	3	4	5	6	7=5-6	8
TOTAL CHELTUIELI(SECTIUNEA DE FUNCTIONARE+SECTIUNEA DE DEZVOLTARE)		226,396,600	301,048,600	158,761,630	280,485,437	280,485,437	132,203,400	148,282,037	146,636,218
SECTIUNEA DE FUNCTIONARE (cod 01+79+85)	F	180,210,740	254,787,740	142,049,590	234,230,097	234,230,097	126,350,194	107,879,903	128,870,797
CHELTUIELI CURENTE (10+20+30+40+50+51SF+55SF+57+59)	01F	180,355,700	254,960,700	142,222,550	234,422,740	234,422,740	126,542,837	107,879,903	128,870,797
TITLUL I CHELTUIELI DE PERSONAL (cod 10.01 la10.03)	10	106,857,050	124,583,350	67,451,430	124,583,350	124,583,350	64,530,066	60,053,284	65,048,757
Cheltuieli salariale in bani (cod 10.01.01+10.01.03 la 10.01.08 +10.01.10 la 10.01.16 +10.01.30)	1001	84,304,140	98,714,740	53,465,520	98,714,740	98,714,740	51,706,623	47,008,117	52,110,385
Salarii de baza	100101	55,490,400	67,475,700	37,073,000	67,475,700	67,475,700	35,739,665	31,736,035	35,920,708
Sporuri pentru conditii de munca	100105	13,035,600	14,524,900	7,716,800	14,524,900	14,524,900	7,564,657	6,960,243	7,580,593
Alte sporuri	100106	7,959,150	8,584,650	4,325,500	8,584,650	8,584,650	4,184,143	4,400,507	4,182,326
Fond pentru posturi ocupate prin cumul	100110		56,500	42,500	56,500	56,500	35,403	21,097	34,252
Fond aferent platii cu ora	100111	6,151,000	6,151,000	3,119,500	6,151,000	6,151,000	3,108,570	3,042,430	3,029,203
Indemnizatii platite unor persoane din afara unitatii	100112	1,255,000	1,301,500	654,500	1,301,500	1,301,500	568,484	733,016	587,599
Indemnizatii de delegare	100113	60,500	81,500	44,900	81,500	81,500	16,881	64,619	37,145
Alte drepturi salariale in bani	100130	352,490	538,990	488,820	538,990	538,990	488,820	50,170	738,559
Cheltuieli salariale in natura (cod 10.02.01 la 10.02.06+10.02.30)	1002	3,483,000	3,483,000	1,656,000	3,483,000	3,483,000	1,168,194	2,314,806	1,172,477
Tichete de masa	100201	3,440,000	3,440,000	1,620,000	3,440,000	3,440,000	1,145,596	2,294,404	1,145,596
Transportul la si de la locul de munca	100205	43,000	43,000	36,000	43,000	43,000	22,598	20,402	26,881
Contributii (cod 10.03.01 la 10.03.06)	1003	19,069,910	22,385,610	12,329,910	22,385,610	22,385,610	11,655,249	10,730,361	11,765,895
Contributii de asigurari sociale de stat	100301	13,277,690	15,501,990	8,500,740	15,501,990	15,501,990	8,166,930	7,335,060	8,237,443

A	B	1	2	3	4	5	6	7=5-6	8
Contributii de asigurari de somaj	100302	421,140	499,940	279,690	499,940	499,940	252,141	247,799	254,114
Contributii de asigurari sociale de sanatate	100303	4,384,140	5,138,940	2,824,000	5,138,940	5,138,940	2,672,517	2,466,423	2,678,507
Contributii de asigurari pentru accidente de munca si boli profesionale	100304	217,740	247,040	136,340	247,040	247,040	118,232	128,808	130,544
Contributii pentru concedii si indemnizatii	100306	769,200	997,700	589,140	997,700	997,700	445,429	552,271	465,287
TITLUL II BUNURI SI SERVICII (cod 20.01 la 20.06+20.09 la 20.16+20.18 la 20.25+20.27+20.30)	20	41,154,070	47,852,070	27,424,110	27,424,110	27,424,110	21,146,212	6,277,898	23,903,929
Bunuri si servicii (cod 20.01.01 la 20.01.09+20.01.30)	2001	10,839,650	13,332,450	8,085,000	8,085,000	8,085,000	6,775,350	1,309,650	7,492,001
Furnituri de birou	200101	361,200	398,700	217,200	217,200	217,200	154,511	62,689	244,497
Materiale pentru curatenie	200102	715,700	939,700	617,100	617,100	617,100	462,228	154,872	597,456
Incalzit, iluminat si forta motrica	200103	2,745,500	3,973,200	2,797,700	2,797,700	2,797,700	2,345,302	452,398	2,601,219
Apa, canal si salubritate	200104	705,750	928,550	532,100	532,100	532,100	440,510	91,590	445,350
Carburanti si lubrifianti	200105	287,000	319,000	209,000	209,000	209,000	103,562	105,438	175,282
Piese de schimb	200106	1,323,500	1,340,440	529,640	529,640	529,640	300,703	228,937	257,587
Transport	200107	153,000	191,000	104,000	104,000	104,000	75,932	28,068	75,931
Posta, telecomunicatii, radio, tv, internet	200108	349,000	445,160	265,260	265,260	265,260	204,737	60,523	216,840
Materiale si prestari de servicii cu caracter functional	200109	1,630,500	1,905,200	1,172,200	1,172,200	1,172,200	1,072,889	99,311	1,103,253
Alte bunuri si servicii pentru intretinere si functionare	200130	2,568,500	2,891,500	1,640,800	1,640,800	1,640,800	1,614,976	25,824	1,774,586
Reparatii curente	2002	6,778,990	7,134,990	3,778,000	3,778,000	3,778,000	989,778	2,788,222	1,145,754
Hrana (cod 20.03.01+20.03.02)	2003	1,772,000	3,864,000	2,460,720	2,460,720	2,460,720	2,223,129	237,591	2,653,687
Hrana pentru oameni	200301	1,772,000	3,857,800	2,454,520	2,454,520	2,454,520	2,221,705	232,815	2,646,872
Hrana pentru animale	200302		6,200	6,200	6,200	6,200	1,424	4,776	6,815
Medicamente si materiale sanitare (cod 20.04.01 la 20.04.04)	2004	15,875,500	16,227,800	8,711,300	8,711,300	8,711,300	8,107,573	603,727	9,061,569
Medicamente	200401	8,326,000	8,530,300	4,308,300	4,308,300	4,308,300	4,190,054	118,246	4,789,536
Materiale sanitare	200402	3,207,500	3,326,400	1,691,400	1,691,400	1,691,400	1,557,617	133,783	1,830,664
Reactivi	200403	3,880,000	3,880,000	2,450,000	2,450,000	2,450,000	2,152,599	297,401	2,212,766
Dezinfectanti	200404	462,000	491,100	261,600	261,600	261,600	207,303	54,297	228,603
Bunuri de natura obiectelor de inventar (cod 20.05.01+20.05.03+20.05.30)	2005	1,443,500	1,594,500	1,080,500	1,080,500	1,080,500	546,459	534,041	993,536
Uniforme si echipament	200501	51,000	56,000	54,000	54,000	54,000	540	53,460	196,593
Lenjerie si accesorii de pat	200503	72,000	88,000	82,000	82,000	82,000	273	81,727	130,452
Alte obiecte de inventar	200530	1,320,500	1,450,500	944,500	944,500	944,500	545,646	398,854	666,491
Deplasari, detasari, transferari (cod 20.06.01+20.06.02)	2006	407,400	509,900	293,700	293,700	293,700	153,852	139,848	128,405

A	B	1	2	3	4	5	6	7=5-6	8
Deplasari interne, detasari, transferari	200601	359,900	462,400	259,200	259,200	259,200	128,311	130,889	121,543
Deplasari in strainatate	200602	47,500	47,500	34,500	34,500	34,500	25,541	8,959	6,862
Materiale de laborator	2009	6,000	6,000	3,000	3,000	3,000		3,000	
Carti, publicatii si materiale documentare	2011	263,500	263,500	114,750	114,750	114,750	89,614	25,136	26,779
Pregatire profesionala	2013	230,860	301,960	158,560	158,560	158,560	94,797	63,763	100,854
Protectia muncii	2014	133,050	145,550	79,050	79,050	79,050	52,454	26,596	55,606
Reabilitare infrastructura program inundatii pentru autoritati publice locale	2020	40,000	40,000	40,000	40,000	40,000		40,000	
Alte cheltuieli (cod 20.30.01 la 20.30.04+20.30.06+20.30.07+20.30.09+20.30.30)	2030	3,363,620	4,431,420	2,619,530	2,619,530	2,619,530	2,113,206	506,324	2,245,738
Reclama si publicitate	203001	106,000	106,000	63,000	63,000	63,000	32,799	30,201	35,244
Protocol si reprezentare	203002	2,000	2,000	1,000	1,000	1,000	855	145	733
Prime de asigurare non-viata	203003	14,000	14,000	11,000	11,000	11,000	5,822	5,178	5,645
Prestari servicii pentru transmiterea drepturilor	203006		327,000	163,000	163,000	163,000	159,413	3,587	159,307
Fondul Presedintelui/Fondul conducatorului institutiei publice	203007	4,000	4,000	2,000	2,000	2,000	1,128	872	1,063
Alte cheltuieli cu bunuri si servicii	203030	3,237,620	3,978,420	2,379,530	2,379,530	2,379,530	1,913,189	466,341	2,043,746
TITLUL V FONDURI DE REZERVA (cod 50.04)	50	2,729,570	2,729,570	2,000,000	2,729,570	2,729,570		2,729,570	
Fond de rezerva bugetara la dispozitia autoritatilor locale	5004	2,729,570	2,729,570	2,000,000	2,729,570	2,729,570		2,729,570	
TITLUL VI TRANSFERURI INTRE UNITATI ALE ADMINISTRATIEI PUBLICE (cod 51.01) (cod 51.01)	51F	7,532,010	8,787,010	5,202,710	8,787,010	8,787,010	4,950,870	3,836,140	3,751,141
Transferuri curente (cod 51.01.01+51.01.03+51.01.05+51.01.14+51.01.15+51.01.24+51.01.26+51.01.31+51.01.39+51.01.46+51.01.49+51.01.60+51.01.61+51.01.64)	5101	7,532,010	8,787,010	5,202,710	8,787,010	8,787,010	4,950,870	3,836,140	3,751,141
Transferuri catre institutii publice	510101	6,156,000	6,156,000	3,202,700	6,156,000	6,156,000	3,075,000	3,081,000	3,075,000
Transferuri din bugetele consiliilor locale si judetene pentru acordarea unor ajutoare	510124	1,376,010	1,376,010	1,376,010	1,376,010	1,376,010	1,286,870	89,140	87,141
Transferuri din bugetele locale pentru finantarea unitatilor de asistenta sociala si medico-sociale	510139		1,255,000	624,000	1,255,000	1,255,000	589,000	666,000	589,000
TITLUL VII ALTE TRANSFERURI (cod 55.01+ 55.02)	55F	17,000	17,000	17,000	17,000	17,000	17,000		17,000
B. Transferuri curente In strainatate (catre organizatii internationale) (cod 55.02.01+55.02.04)	5502	17,000	17,000	17,000	17,000	17,000	17,000		17,000
Contributii si cotizatii la organisme internationale	550201	17,000	17,000	17,000	17,000	17,000	17,000		17,000
TITLUL IX ASISTENTA SOCIALA (cod 57.02)	57	5,667,000	54,592,700	31,600,300	54,592,700	54,592,700	28,218,334	26,374,366	28,424,470

A	B	1	2	3	4	5	6	7=5-6	8
Ajutoare sociale (cod 57.02.01 la 57.02.05)	5702	5,667,000	54,592,700	31,600,300	54,592,700	54,592,700	28,218,334	26,374,366	28,424,470
Ajutoare sociale in numerar	570201	5,500	32,115,200	19,089,300	32,115,200	32,115,200	18,201,521	13,913,679	18,266,960
Ajutoare sociale in natura	570202	5,661,500	22,477,500	12,511,000	22,477,500	22,477,500	10,016,813	12,460,687	10,157,510
TITLUL XI ALTE CHELTUIEL (cod 59.01+59.02+59.08+59.11+59.12+59.15+59.17+59.20+59.22+ 59.25+59.30+59.35)	59	16,399,000	16,399,000	8,527,000	16,289,000	16,289,000	7,680,355	8,608,645	7,725,500
Burse	5901	216,000	216,000	106,000	106,000	106,000	78,825	27,175	78,825
Asociatii si fundatii	5911	1,412,500	1,412,500	706,500	1,412,500	1,412,500	497,767	914,733	542,912
Sustinerea cultelor	5912	1,000,000	1,000,000	390,000	1,000,000	1,000,000	369,432	630,568	369,432
Contributii la salarizarea personalului neclerical	5915	10,528,000	10,528,000	5,547,000	10,528,000	10,528,000	5,485,113	5,042,887	5,485,113
Despagubiri civile	5917	24,500	24,500	24,500	24,500	24,500	24,037	463	24,037
Sume destinate finantarii programelor sportive realizate de structurile sportive de drept privat	5920	2,839,000	2,839,000	1,500,000	2,839,000	2,839,000	1,213,820	1,625,180	1,213,820
Actiuni cu caracter stiintific si social-cultural	5922	379,000	379,000	253,000	379,000	379,000	11,361	367,639	11,361
TITLUL XIX PLATI EFECTUATE IN ANII PRECEDENTI SI RECUPERATE IN ANUL CURENT(85.01)	85F	-144,960	-172,960	-172,960	-192,643	-192,643	-192,643		
Plati efectuate in anii precedenti si recuperate in anul curent (cod 85.01.01)	8501F	-144,960	-172,960	-172,960	-192,643	-192,643	-192,643		
Plati efectuate in anii precedenti si recuperate in anul curent in sectiunea de functionare a bugetului local	850101	-144,960	-172,960	-172,960	-192,643	-192,643	-192,643		
SECTIUNEA DE DEZVOLTARE (cod 51+55+56+58+70+81+85)	D	46,185,860	46,260,860	16,712,040	46,255,340	46,255,340	5,853,206	40,402,134	17,765,421
TITLUL VI TRANSFERURI INTRE UNITATI ALE ADMINISTRATIEI PUBLICE (cod 51.02)	51D	1,438,070	1,438,070	816,070	1,438,070	1,438,070	192,897	1,245,173	192,897
Transferuri de capital (cod 51.02.12+51.02.28+51.02.29)	5102	1,438,070	1,438,070	816,070	1,438,070	1,438,070	192,897	1,245,173	192,897
Transfer de capital pt finantarea aparaturii medicale de urgenta	510208	135,000	135,000	135,000	135,000	135,000	135,000		135,000
Transferuri pentru finantarea investitiilor la spitale	510212	1,296,070	1,296,070	674,070	1,296,070	1,296,070	50,897	1,245,173	50,897
Alte transferuri de capital catre institutii publice	510229	7,000	7,000	7,000	7,000	7,000	7,000		7,000
TITLUL VII ALTE TRANSFERURI (cod 55.01)	55D	2,279,800	2,279,800	2,203,000	2,279,800	2,279,800	77,400	2,202,400	
A. Transferuri interne (cod 55.01.03+55.01.07 la 55.01.10 +55.01.12 + 55.01.13 +55.01.15+55.01.28+55.01.42+55.01.56)	5501D	2,279,800	2,279,800	2,203,000	2,279,800	2,279,800	77,400	2,202,400	
Programe de dezvoltare	550113	2,279,800	2,279,800	2,203,000	2,279,800	2,279,800	77,400	2,202,400	
Titlul VIII PROIECTE CU FINANTARE DIN FONDURI EXTERNE NERAMBURSABILE (FEN) POSTADERARE (cod	56	92,000	92,000	92,000	92,000	92,000	31,095	60,905	6,249,901

A	B	1	2	3	4	5	6	7=5-6	8
56.01 la 56.05+cod 56.07+56.08+56.11+56.15 la 56.18 +56.25+56.27+56.28+56.40)									
Programe din Fondul European de Dezvoltare Regionala (FEDR) (cod 56.01.01 la 56.01.03)	5601	92,000	92,000	92,000	92,000	92,000	31,095	60,905	6,249,901
Cheltuieli neeligibile*)	560103	92,000	92,000	92,000	92,000	92,000	31,095	60,905	6,249,901
TITLUL X Proiecte cu finantare din fonduri externe nerambursabile aferente cadrului financiar 2014-2020 (cod 58.01 la 58.05+58.11+58.12+58.15+58.16+58.30)	58	45,000	45,000	28,000	45,000	45,000	924	44,076	924
Alte programe comunitare finantate in perioada 2014-2020 (cod 58.15.01 la 58.15.03)	5815	45,000	45,000	28,000	45,000	45,000	924	44,076	924
Finantarea nationala	581501	9,000	9,000	7,000	9,000	9,000	924	8,076	924
Finantarea externa nerambursabila	581502	36,000	36,000	21,000	36,000	36,000		36,000	
CHELTUIELI DE CAPITAL ((cod 71+72+75)	70	42,330,990	42,405,990	13,572,970	42,405,990	42,405,990	5,556,410	36,849,580	11,321,699
TITLUL XIII ACTIVE NEFINANCIARE (cod 71.01 + 71.03)	71	42,330,990	42,405,990	13,572,970	42,405,990	42,405,990	5,556,410	36,849,580	11,321,699
Active fixe (cod 71.01.01 la 71.01.03+71.01.30)	7101	40,512,690	40,357,690	12,017,670	40,357,690	40,357,690	5,506,787	34,850,903	1,861,567
Constructii	710101	33,533,650	33,303,650	8,194,630	33,303,650	33,303,650	4,820,878	28,482,772	397,364
Masini, echipamente si mijloace de transport	710102	1,008,400	1,008,400	694,400	1,008,400	1,008,400	272,592	735,808	936,301
Mobilier, aparatura birotica si alte active corporale	710103	1,098,600	1,098,600	936,600	1,098,600	1,098,600	200,944	897,656	479,654
Alte active fixe	710130	4,872,040	4,947,040	2,192,040	4,947,040	4,947,040	212,373	4,734,667	48,248
Reparatii capitale aferente activelor fixe	7103	1,818,300	2,048,300	1,555,300	2,048,300	2,048,300	49,623	1,998,677	9,460,132
TITLUL XIX PLATI EFECTUATE IN ANII PRECEDENTI SI RECUPERATE IN ANUL CURENT (85.01)	85				-5,520	-5,520	-5,520		
Plati efectuate in anii precedenti si recuperate in anul curent (cod 85.01.02+85.01.05)	8501				-5,520	-5,520	-5,520		
Plati efectuate in anii precedenti si recuperate in anul curent in sectiunea de dezvoltare a bugetului local	850102				-5,520	-5,520	-5,520		
TITLUL VI TRANSFERURI INTRE UNITATI ALE ADMINISTRATIEI PUBLICE (cod 51.01+51.02)	51	8,970,080	10,225,080	6,018,780	10,225,080	10,225,080	5,143,767	5,081,313	3,944,038
TITLUL VII ALTE TRANSFERURI (cod 55.01+55.02)	55	2,296,800	2,296,800	2,220,000	2,296,800	2,296,800	94,400	2,202,400	17,000
A. CHELTUIELILE CURENTE (10+20+30+40+50+51+55+56+58+57+59)	01	184,210,570	258,815,570	145,361,620	238,277,610	238,277,610	126,845,153	111,432,457	135,314,519
TITLUL XIX PLATI EFECTUATE IN ANII PRECEDENTI SI RECUPERATE IN ANUL CURENT (85.01)	85	-144,960	-172,960	-172,960	-198,163	-198,163	-198,163		

Conducatorul compartimentului financiar contabil

MARC TIBERTU



Conducatorul compartimentului financiar contabil

MARUSCA LEONTINA

CONTUL DE EXECUTIE AL INSTITUTIILOR PUBLICE - CHELTUIELI

la data de 30.06.2017

Cod 21 Capitol 5002

Subcapitol

-lei-

DENUMIREA INDICATORILOR*)	Cod indicator	Credite de angajament	Credite bugetare		Angajamente bugetare	Angajamente legale	Plati efectuate	Angajamente legale de platit	Cheltuieli efective
			anuale aprobate la finele perioadei de raportare	trimestriale cumulate					
A	B	1	2	3	4	5	6	7=5-6	8
TOTAL CHELTUIELI(SECTIUNEA DE FUNCTIONARE+SECTIUNEA DE DEZVOLTARE)		102,553,280	177,205,280	95,253,560	170,689,690	170,689,690	73,966,395	96,723,295	86,666,717
SECTIUNEA DE FUNCTIONARE (cod 01+79+85)	F	60,147,490	134,724,490	80,924,590	128,214,420	128,214,420	68,556,208	59,658,212	70,111,238
CHELTUIELI CURENTE (10+20+30+40+50+51SF+55SF+57+59)	01F	60,292,450	134,897,450	81,097,550	128,371,890	128,371,890	68,713,678	59,658,212	70,111,238
TITLUL I CHELTUIELI DE PERSONAL (cod 10.01 la10.03)	10	17,444,100	35,170,400	22,838,330	35,170,400	35,170,400	20,842,629	14,327,771	21,209,136
Cheltuieli salariale in bani (cod 10.01.01+10.01.03 la 10.01.08 +10.01.10 la 10.01.16 +10.01.30)	1001	14,173,490	28,584,090	18,391,120	28,584,090	28,584,090	17,008,439	11,575,651	17,301,276
Salarii de baza	100101	12,227,000	24,212,300	15,308,000	24,212,300	24,212,300	14,183,612	10,028,688	14,242,490
Sporuri pentru conditii de munca	100105	275,000	1,764,300	1,235,300	1,764,300	1,764,300	1,138,706	625,594	1,151,260
Alte sporuri	100106	40,000	665,500	470,500	665,500	665,500	403,936	261,564	405,218
Fond pentru posturi ocupate prin cumul	100110		56,500	42,500	56,500	56,500	35,403	21,097	34,252
Fond aferent platii cu ora	100111	534,000	534,000	435,500	534,000	534,000	435,265	98,735	365,311
Indemnizatii platite unor persoane din afara unitatii	100112	710,000	756,500	379,500	756,500	756,500	308,419	448,081	330,545
Indemnizatii de delegare	100113	35,000	56,000	31,000	56,000	56,000	14,278	41,722	33,641
Alte drepturi salariale in bani	100130	352,490	538,990	488,820	538,990	538,990	488,820	50,170	738,559
Cheltuieli salariale in natura (cod 10.02.01 la 10.02.06+10.02.30)	1002	43,000	43,000	36,000	43,000	43,000	22,598	20,402	26,881
Transportul la si de la locul de munca	100205	43,000	43,000	36,000	43,000	43,000	22,598	20,402	26,881
Contributii (cod 10.03.01 la 10.03.06)	1003	3,227,610	6,543,310	4,411,210	6,543,310	6,543,310	3,811,592	2,731,718	3,880,979
Contributii de asigurari sociale de stat	100301	2,215,790	4,440,090	2,974,440	4,440,090	4,440,090	2,679,748	1,760,342	2,728,598
Contributii de asigurari de somaj	100302	74,640	153,440	105,790	153,440	153,440	82,562	70,878	83,949

A	B	1	2	3	4	5	6	7=5-6	8
Contributii de asigurari sociale de sanatate	100303	741,490	1,496,290	1,004,350	1,496,290	1,496,290	871,571	624,719	860,471
Contributii de asigurari pentru accidente de munca si boli profesionale	100304	27,980	57,280	38,380	57,280	57,280	26,600	30,680	38,502
Contributii pentru concedii si indemnizatii	100306	167,710	396,210	288,250	396,210	396,210	151,111	245,099	169,459
TITLUL II BUNURI SI SERVICII (cod 20.01 la 20.06+20.09 la 20.16+20.18 la 20.25+20.27+20.30)	20	11,098,770	17,796,770	11,271,210	11,271,210	11,271,210	7,094,676	4,176,534	9,074,177
Bunuri si servicii (cod 20.01.01 la 20.01.09+20.01.30)	2001	1,414,050	3,906,850	3,037,900	3,037,900	3,037,900	2,446,124	591,776	2,945,727
Furnituri de birou	200101	63,400	100,900	67,600	67,600	67,600	44,055	23,545	113,474
Materiale pentru curatenie	200102	52,000	276,000	209,200	209,200	209,200	163,585	45,615	264,551
Incalzit, iluminat si forta motrica	200103	519,000	1,746,700	1,469,200	1,469,200	1,469,200	1,220,302	248,898	1,388,028
Apa, canal si salubritate	200104	40,650	263,450	196,900	196,900	196,900	142,872	54,028	147,015
Carburanti si lubrifianti	200105	185,000	217,000	146,000	146,000	146,000	64,556	81,444	133,166
Piese de schimb	200106	35,000	51,940	43,640	43,640	43,640	16,856	26,784	20,305
Transport	200107		38,000	38,000	38,000	38,000	35,910	2,090	35,910
Posta, telecomunicatii, radio, tv, internet	200108	134,000	230,160	146,160	146,160	146,160	117,006	29,154	117,431
Materiale si prestari de servicii cu caracter functional	200109	248,000	522,700	368,200	368,200	368,200	307,830	60,370	340,086
Alte bunuri si servicii pentru intretinere si functionare	200130	137,000	460,000	353,000	353,000	353,000	333,152	19,848	385,761
Reparatii curente	2002	6,309,990	6,665,990	3,513,000	3,513,000	3,513,000	849,693	2,663,307	1,012,469
Hrana (cod 20.03.01+20.03.02)	2003	250,000	2,342,000	1,668,720	1,668,720	1,668,720	1,534,740	133,980	1,964,251
Hrana pentru oameni	200301	250,000	2,335,800	1,662,520	1,662,520	1,662,520	1,533,316	129,204	1,957,436
Hrana pentru animale	200302		6,200	6,200	6,200	6,200	1,424	4,776	6,815
Medicamente si materiale sanitare (cod 20.04.01 la 20.04.04)	2004	500	352,800	265,300	265,300	265,300	204,570	60,730	266,835
Medicamente	200401		204,300	156,300	156,300	156,300	117,418	38,882	149,504
Materiale sanitare	200402	500	119,400	87,400	87,400	87,400	75,456	11,944	100,172
Dezinfectanti	200404		29,100	21,600	21,600	21,600	11,696	9,904	17,159
Bunuri de natura obiectelor de inventar (cod 20.05.01+20.05.03+20.05.30)	2005	349,500	500,500	349,500	349,500	349,500	167,202	182,298	976,405
Uniforme si echipament	200501		5,000	4,000	4,000	4,000	540	3,460	196,593
Lenjerie si accesorii de pat	200503		16,000	11,000	11,000	11,000	273	10,727	130,452
Alte obiecte de inventar	200530	349,500	479,500	334,500	334,500	334,500	166,389	168,111	649,360
Deplasari, detasari, transferari (cod 20.06.01+20.06.02)	2006	264,400	366,900	217,700	217,700	217,700	110,557	107,143	85,110
Deplasari interne, detasari, transferari	200601	239,400	341,900	197,700	197,700	197,700	90,557	107,143	83,789
Deplasari in strainatate	200602	25,000	25,000	20,000	20,000	20,000	20,000		1,321

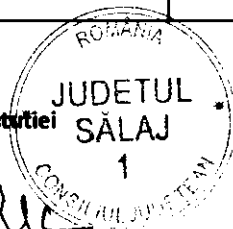
A	B	1	2	3	4	5	6	7=5-6	8
Carti, publicatii si materiale documentare	2011	225,500	225,500	94,250	94,250	94,250	88,722	5,528	25,887
Pregatire profesionala	2013	88,960	160,060	76,060	76,060	76,060	31,131	44,929	31,131
Protectia muncii	2014	3,550	16,050	15,050	15,050	15,050	4,228	10,822	4,496
Reabilitare infrastructura program inundatii pentru autoritati publice locale	2020	40,000	40,000	40,000	40,000	40,000		40,000	
Alte cheltuieli (cod 20.30.01 la 20.30.04+20.30.06+20.30.07+20.30.09+20.30.30)	2030	2,152,320	3,220,120	1,993,730	1,993,730	1,993,730	1,657,709	336,021	1,761,866
Reclama si publicitate	203001	40,000	40,000	30,000	30,000	30,000	14,912	15,088	13,805
Protocol si reprezentare	203002	2,000	2,000	1,000	1,000	1,000	855	145	733
Prime de asigurare non-viata	203003	8,000	8,000	6,000	6,000	6,000	4,266	1,734	4,089
Prestari servicii pentru transmiterea drepturilor	203006		327,000	163,000	163,000	163,000	159,413	3,587	159,307
Fondul Presedintelui/Fondul conducatorului institutiei publice	203007	4,000	4,000	2,000	2,000	2,000	1,128	872	1,063
Alte cheltuieli cu bunuri si servicii	203030	2,098,320	2,839,120	1,791,730	1,791,730	1,791,730	1,477,135	314,595	1,582,869
TITLUL V FONDURI DE REZERVA (cod 50.04)	50	2,729,570	2,729,570	2,000,000	2,729,570	2,729,570		2,729,570	
Fond de rezerva bugetara la dispozitia autoritatilor locale	5004	2,729,570	2,729,570	2,000,000	2,729,570	2,729,570		2,729,570	
TITLUL VI TRANSFERURI INTRE UNITATI ALE ADMINISTRATIEI PUBLICE (cod 51.01) (cod 51.01)	51F	7,532,010	8,787,010	5,202,710	8,787,010	8,787,010	4,950,870	3,836,140	3,751,141
Transferuri curente (cod 51.01.01+51.01.03+51.01.05+51.01.14+51.01.15+51.01.24+51.01.26+51.01.31+51.01.39+51.01.46+51.01.49+51.01.60+51.01.61+51.01.64)	5101	7,532,010	8,787,010	5,202,710	8,787,010	8,787,010	4,950,870	3,836,140	3,751,141
Transferuri catre institutii publice	510101	6,156,000	6,156,000	3,202,700	6,156,000	6,156,000	3,075,000	3,081,000	3,075,000
Transferuri din bugetele consiliilor locale si judetene pentru acordarea unor ajutoare	510124	1,376,010	1,376,010	1,376,010	1,376,010	1,376,010	1,286,870	89,140	87,141
Transferuri din bugetele locale pentru finantarea unitatilor de asistenta sociala si medico-sociale	510139		1,255,000	624,000	1,255,000	1,255,000	589,000	666,000	589,000
TITLUL VII ALTE TRANSFERURI (cod 55.01+ 55.02)	55F	17,000	17,000	17,000	17,000	17,000	17,000		17,000
B. Transferuri curente in strainatate (catre organizatii internationale) (cod 55.02.01+55.02.04)	5502	17,000	17,000	17,000	17,000	17,000	17,000		17,000
Contributii si cotizatii la organisme internationale	550201	17,000	17,000	17,000	17,000	17,000	17,000		17,000
TITLUL IX ASISTENTA SOCIALA (cod 57.02)	57	5,667,000	54,592,700	31,600,300	54,592,700	54,592,700	28,218,334	26,374,366	28,424,470
Ajutoare sociale (cod 57.02.01 la 57.02.05)	5702	5,667,000	54,592,700	31,600,300	54,592,700	54,592,700	28,218,334	26,374,366	28,424,470
Ajutoare sociale in numerar	570201	5,500	32,115,200	19,089,300	32,115,200	32,115,200	18,201,521	13,913,679	18,266,960
Ajutoare sociale in natura	570202	5,661,500	22,477,500	12,511,000	22,477,500	22,477,500	10,016,813	12,460,687	10,157,510

A	B	1	2	3	4	5	6	7=5-6	8
TITLUL XI ALTE CHELTUIELI (cod 59.01+59.02+59.08+59.11+59.12+59.15+59.17+59.20+59.22+59.25+59.30+59.35)	59	15,804,000	15,804,000	8,168,000	15,804,000	15,804,000	7,590,169	8,213,831	7,635,314
Asociatii si fundatii	5911	1,412,500	1,412,500	706,500	1,412,500	1,412,500	497,767	914,733	542,912
Sustinerea cultelor	5912	1,000,000	1,000,000	390,000	1,000,000	1,000,000	369,432	630,568	369,432
Contributii la salarizarea personalului neclerical	5915	10,528,000	10,528,000	5,547,000	10,528,000	10,528,000	5,485,113	5,042,887	5,485,113
Despagubiri civile	5917	24,500	24,500	24,500	24,500	24,500	24,037	463	24,037
Sume destinate finantarii programelor sportive realizate de structurile sportive de drept privat	5920	2,839,000	2,839,000	1,500,000	2,839,000	2,839,000	1,213,820	1,625,180	1,213,820
TITLUL XIX PLATI EFECTUATE IN ANII PRECEDENTI SI RECUPERATE IN ANUL CURENT(85.01)	85F	-144,960	-172,960	-172,960	-157,470	-157,470	-157,470		
Plati efectuate in anii precedenti si recuperate in anul curent (cod 85.01.01)	8501F	-144,960	-172,960	-172,960	-157,470	-157,470	-157,470		
Plati efectuate in anii precedenti si recuperate in anul curent in sectiunea de functionare a bugetului local	850101	-144,960	-172,960	-172,960	-157,470	-157,470	-157,470		
SECTIUNEA DE DEZVOLTARE (cod 51+55+56+58+70+81+85)	D	42,405,790	42,480,790	14,328,970	42,475,270	42,475,270	5,410,187	37,065,083	16,555,479
TITLUL VI TRANSFERURI INTRE UNITATI ALE ADMINISTRATIEI PUBLICE (cod 51.02)	51D	1,438,070	1,438,070	816,070	1,438,070	1,438,070	192,897	1,245,173	192,897
Transferuri de capital (cod 51.02.12+51.02.28+51.02.29)	5102	1,438,070	1,438,070	816,070	1,438,070	1,438,070	192,897	1,245,173	192,897
Transfer de capital pt finantarea aparaturii medicale de urgenta	510208	135,000	135,000	135,000	135,000	135,000	135,000		135,000
Transferuri pentru finantarea investitiilor la spitale	510212	1,296,070	1,296,070	674,070	1,296,070	1,296,070	50,897	1,245,173	50,897
Alte transferuri de capital catre institutii publice	510229	7,000	7,000	7,000	7,000	7,000	7,000		7,000
TITLUL VII ALTE TRANSFERURI (cod 55.01)	55D	2,279,800	2,279,800	2,203,000	2,279,800	2,279,800	77,400	2,202,400	
A. Transferuri interne (cod 55.01.03+55.01.07 la 55.01.10 +55.01.12 + 55.01.13 +55.01.15+55.01.28+55.01.42+55.01.56)	5501D	2,279,800	2,279,800	2,203,000	2,279,800	2,279,800	77,400	2,202,400	
Programe de dezvoltare	550113	2,279,800	2,279,800	2,203,000	2,279,800	2,279,800	77,400	2,202,400	
Titlul VIII PROIECTE CU FINANTARE DIN FONDURI EXTERNE NERAMBURSABILE (FEN) POSTADERARE (cod 56.01 la 56.05+cod 56.07+56.08+56.11+56.15 la 56.18 +56.25+56.27+56.28+56.40)	56	92,000	92,000	92,000	92,000	92,000	31,095	60,905	6,249,901
Programe din Fondul European de Dezvoltare Regionala (FEDR) (cod 56.01.01 la 56.01.03)	5601	92,000	92,000	92,000	92,000	92,000	31,095	60,905	6,249,901
Cheltuieli neeligibile*)	560103	92,000	92,000	92,000	92,000	92,000	31,095	60,905	6,249,901

A	B	1	2	3	4	5	6	7=5-6	8
TITLUL X Proiecte cu finantare din fonduri externe nerambursabile aferente cadrului financiar 2014-2020 (cod 58.01 la 58.05+58.11+58.12+58.15+58.16+58.30)	58	45,000	45,000	28,000	45,000	45,000	924	44,076	924
Alte programe comunitare finantate in perioada 2014-2020 (cod 58.15.01 la 58.15.03)	5815	45,000	45,000	28,000	45,000	45,000	924	44,076	924
Finantarea nationala	581501	9,000	9,000	7,000	9,000	9,000	924	8,076	924
Finantarea externa nerambursabila	581502	36,000	36,000	21,000	36,000	36,000		36,000	
CHELTUIELI DE CAPITAL ((cod 71+72+75)	70	38,550,920	38,625,920	11,189,900	38,625,920	38,625,920	5,113,391	33,512,529	10,111,757
TITLUL XIII ACTIVE NEFINANCIARE (cod 71.01 + 71.03)	71	38,550,920	38,625,920	11,189,900	38,625,920	38,625,920	5,113,391	33,512,529	10,111,757
Active fixe (cod 71.01.01 la 71.01.03+71.01.30)	7101	37,900,620	37,745,620	10,309,600	37,745,620	37,745,620	5,099,065	32,646,555	893,693
Constructii	710101	32,663,650	32,433,650	7,552,630	32,433,650	32,433,650	4,820,878	27,612,772	395,085
Masini, echipamente si mijloace de transport	710102	220,000	220,000	220,000	220,000	220,000		220,000	325,745
Mobilier, aparatura birotica si alte active corporale	710103	711,000	711,000	711,000	711,000	711,000	159,173	551,827	138,205
Alte active fixe	710130	4,305,970	4,380,970	1,825,970	4,380,970	4,380,970	119,014	4,261,956	34,658
Reparatii capitale aferente activelor fixe	7103	650,300	880,300	880,300	880,300	880,300	14,326	865,974	9,218,064
TITLUL XIX PLATI EFECTUATE IN ANII PRECEDENTI SI RECUPERATE IN ANUL CURENT (85.01)	85				-5,520	-5,520	-5,520		
Plati efectuate in anii precedenti si recuperate in anul curent (cod 85.01.02+85.01.05)	8501				-5,520	-5,520	-5,520		
Plati efectuate in anii precedenti si recuperate in anul curent in sectiunea de dezvoltare a bugetului local	850102				-5,520	-5,520	-5,520		
TITLUL VI TRANSFERURI INTRE UNITATI ALE ADMINISTRATIEI PUBLICE (cod 51.01+51.02)	51	8,970,080	10,225,080	6,018,780	10,225,080	10,225,080	5,143,767	5,081,313	3,944,038
TITLUL VII ALTE TRANSFERURI (cod 55.01+55.02)	55	2,296,800	2,296,800	2,220,000	2,296,800	2,296,800	94,400	2,202,400	17,000
A. CHELTUIELILE CURENTE (10+20+30+40+50+51+55+56+58+57+59)	01	64,147,320	138,752,320	84,236,620	132,226,760	132,226,760	69,015,994	63,210,766	76,554,960
TITLUL XIX PLATI EFECTUATE IN ANII PRECEDENTI SI RECUPERATE IN ANUL CURENT (85.01)	85	-144,960	-172,960	-172,960	-162,990	-162,990	-162,990		

Conducatorul institutiei

MARC TIBERIU



Conducatorul compartimentului financiar contabil

MARUSCA LEONTINA

CONTUL DE EXECUTIE AL INSTITUTIILOR PUBLICE - CHELTUIELI

la data de 30.06.2017

Cod 21 Capitol 5010

Subcapitol

-lei-

DENUMIREA INDICATORILOR*)	Cod indicator	Credite de angajament	Credite bugetare		Angajamente bugetare	Angajamente legale	Plati efectuate	Angajamente legale de platit	Cheltuieli efective
			anuale aprobate la finele perioadei de raportare	trimestriale cumulate					
A	B	1	2	3	4	5	6	7=5-6	8
TOTAL CHELTUIELI(SECTIUNEA DE FUNCTIONARE+SECTIUNEA DE DEZVOLTARE)		123,843,320	123,843,320	63,508,070	109,795,747	109,795,747	58,237,005	51,558,742	59,969,501
SECTIUNEA DE FUNCTIONARE (cod 01+79+85)	F	120,063,250	120,063,250	61,125,000	106,015,677	106,015,677	57,793,986	48,221,691	58,759,559
CHELTUIELI CURENTE (10+20+30+40+50+51SF+55SF+57+59)	01F	120,063,250	120,063,250	61,125,000	106,050,850	106,050,850	57,829,159	48,221,691	58,759,559
TITLUL I CHELTUIELI DE PERSONAL (cod 10.01 la10.03)	10	89,412,950	89,412,950	44,613,100	89,412,950	89,412,950	43,687,437	45,725,513	43,839,621
Cheltuieli salariale in bani (cod 10.01.01+10.01.03 la 10.01.08 +10.01.10 la 10.01.16 +10.01.30)	1001	70,130,650	70,130,650	35,074,400	70,130,650	70,130,650	34,698,184	35,432,466	34,809,109
Salarii de baza	100101	43,263,400	43,263,400	21,765,000	43,263,400	43,263,400	21,556,053	21,707,347	21,678,218
Sporuri pentru conditii de munca	100105	12,760,600	12,760,600	6,481,500	12,760,600	12,760,600	6,425,951	6,334,649	6,429,333
Alte sporuri	100106	7,919,150	7,919,150	3,855,000	7,919,150	7,919,150	3,780,207	4,138,943	3,777,108
Fond aferent platii cu ora	100111	5,617,000	5,617,000	2,684,000	5,617,000	5,617,000	2,673,305	2,943,695	2,663,892
Indemnizatii platite unor persoane din afara unitatii	100112	545,000	545,000	275,000	545,000	545,000	260,065	284,935	257,054
Indemnizatii de delegare	100113	25,500	25,500	13,900	25,500	25,500	2,603	22,897	3,504
Cheltuieli salariale in natura (cod 10.02.01 la 10.02.06+10.02.30)	1002	3,440,000	3,440,000	1,620,000	3,440,000	3,440,000	1,145,596	2,294,404	1,145,596
Tichete de masa	100201	3,440,000	3,440,000	1,620,000	3,440,000	3,440,000	1,145,596	2,294,404	1,145,596
Contributii (cod 10.03.01 la 10.03.06)	1003	15,842,300	15,842,300	7,918,700	15,842,300	15,842,300	7,843,657	7,998,643	7,884,916
Contributii de asigurari sociale de stat	100301	11,061,900	11,061,900	5,526,300	11,061,900	11,061,900	5,487,182	5,574,718	5,508,845
Contributii de asigurari de somaj	100302	346,500	346,500	173,900	346,500	346,500	169,579	176,921	170,165
Contributii de asigurari sociale de sanatate	100303	3,642,650	3,642,650	1,819,650	3,642,650	3,642,650	1,800,946	1,841,704	1,818,036
Contributii de asigurari pentru accidente de munca si boli	100304	189,760	189,760	97,960	189,760	189,760	91,632	98,128	92,042

A	B	1	2	3	4	5	6	7=5-6	8
profesionale									
Contributii pentru concedii si indemnizatii	100306	601,490	601,490	300,890	601,490	601,490	294,318	307,172	295,828
TITLUL II BUNURI SI SERVICII (cod 20.01 la 20.06+20.09 la 20.16+20.18 la 20.25+20.27+20.30)	20	30,055,300	30,055,300	16,152,900	16,152,900	16,152,900	14,051,536	2,101,364	14,829,752
Bunuri si servicii (cod 20.01.01 la 20.01.09+20.01.30)	2001	9,425,600	9,425,600	5,047,100	5,047,100	5,047,100	4,329,226	717,874	4,546,274
Furnituri de birou	200101	297,800	297,800	149,600	149,600	149,600	110,456	39,144	131,023
Materiale pentru curatenie	200102	663,700	663,700	407,900	407,900	407,900	298,643	109,257	332,905
Incalzit, iluminat si forta motrica	200103	2,226,500	2,226,500	1,328,500	1,328,500	1,328,500	1,125,000	203,500	1,213,191
Apa, canal si salubritate	200104	665,100	665,100	335,200	335,200	335,200	297,638	37,562	298,335
Carburanti si lubrifianti	200105	102,000	102,000	63,000	63,000	63,000	39,006	23,994	42,116
Piese de schimb	200106	1,288,500	1,288,500	486,000	486,000	486,000	283,847	202,153	237,282
Transport	200107	153,000	153,000	66,000	66,000	66,000	40,022	25,978	40,021
Posta, telecomunicatii, radio, tv, internet	200108	215,000	215,000	119,100	119,100	119,100	87,731	31,369	99,409
Materiale si prestari de servicii cu caracter functional	200109	1,382,500	1,382,500	804,000	804,000	804,000	765,059	38,941	763,167
Alte bunuri si servicii pentru intretinere si functionare	200130	2,431,500	2,431,500	1,287,800	1,287,800	1,287,800	1,281,824	5,976	1,388,825
Reparatii curente	2002	469,000	469,000	265,000	265,000	265,000	140,085	124,915	133,285
Hrana (cod 20.03.01+20.03.02)	2003	1,522,000	1,522,000	792,000	792,000	792,000	688,389	103,611	689,436
Hrana pentru oameni	200301	1,522,000	1,522,000	792,000	792,000	792,000	688,389	103,611	689,436
Medicamente si materiale sanitare (cod 20.04.01 la 20.04.04)	2004	15,875,000	15,875,000	8,446,000	8,446,000	8,446,000	7,903,003	542,997	8,794,734
Medicamente	200401	8,326,000	8,326,000	4,152,000	4,152,000	4,152,000	4,072,636	79,364	4,640,032
Materiale sanitare	200402	3,207,000	3,207,000	1,604,000	1,604,000	1,604,000	1,482,161	121,839	1,730,492
Reactivi	200403	3,880,000	3,880,000	2,450,000	2,450,000	2,450,000	2,152,599	297,401	2,212,766
Dezinfectanti	200404	462,000	462,000	240,000	240,000	240,000	195,607	44,393	211,444
Bunuri de natura obiectelor de inventar (cod 20.05.01+20.05.03+20.05.30)	2005	1,094,000	1,094,000	731,000	731,000	731,000	379,257	351,743	17,131
Uniforme si echipament	200501	51,000	51,000	50,000	50,000	50,000		50,000	
Lenjerie si accesorii de pat	200503	72,000	72,000	71,000	71,000	71,000		71,000	
Alte obiecte de inventar	200530	971,000	971,000	610,000	610,000	610,000	379,257	230,743	17,131
Deplasari, detasari, transferari (cod 20.06.01+20.06.02)	2006	143,000	143,000	76,000	76,000	76,000	43,295	32,705	43,295
Deplasari interne, detasari, transferari	200601	120,500	120,500	61,500	61,500	61,500	37,754	23,746	37,754
Deplasari in strainatate	200602	22,500	22,500	14,500	14,500	14,500	5,541	8,959	5,541
Materiale de laborator	2009	6,000	6,000	3,000	3,000	3,000		3,000	

A	B	1	2	3	4	5	6	7=5-6	8
Carti, publicatii si materiale documentare	2011	38,000	38,000	20,500	20,500	20,500	892	19,608	892
Pregatire profesionala	2013	141,900	141,900	82,500	82,500	82,500	63,666	18,834	69,723
Protectia muncii	2014	129,500	129,500	64,000	64,000	64,000	48,226	15,774	51,110
Alte cheltuieli (cod 20.30.01 la 20.30.04+20.30.06+20.30.07+20.30.09+20.30.30)	2030	1,211,300	1,211,300	625,800	625,800	625,800	455,497	170,303	483,872
Reclama si publicitate	203001	66,000	66,000	33,000	33,000	33,000	17,887	15,113	21,439
Prime de asigurare non-viata	203003	6,000	6,000	5,000	5,000	5,000	1,556	3,444	1,556
Alte cheltuieli cu bunuri si servicii	203030	1,139,300	1,139,300	587,800	587,800	587,800	436,054	151,746	460,877
TITLUL XI ALTE CHELTUIELI (cod 59.01+59.02+59.08+59.11+59.12+59.15+59.17+59.20+59.22+59.25+59.30+59.35)	59	595,000	595,000	359,000	485,000	485,000	90,186	394,814	90,186
Burse	5901	216,000	216,000	106,000	106,000	106,000	78,825	27,175	78,825
Actiuni cu caracter stiintific si social-cultural	5922	379,000	379,000	253,000	379,000	379,000	11,361	367,639	11,361
TITLUL XIX PLATI EFECTUATE IN ANII PRECEDENTI SI RECUPERATE IN ANUL CURENT(85.01)	85F				-35,173	-35,173	-35,173		
Plati efectuate in anii precedenti si recuperate in anul curent (cod 85.01.01)	8501F				-35,173	-35,173	-35,173		
Plati efectuate in anii precedenti si recuperate in anul curent in sectiunea de functionare a bugetului local	850101				-35,173	-35,173	-35,173		
SECTIUNEA DE DEZVOLTARE (cod 51+55+56+58+70+81+85)	D	3,780,070	3,780,070	2,383,070	3,780,070	3,780,070	443,019	3,337,051	1,209,942
CHELTUIELI DE CAPITAL ((cod 71+72+75)	70	3,780,070	3,780,070	2,383,070	3,780,070	3,780,070	443,019	3,337,051	1,209,942
TITLUL XIII ACTIVE NEFINANCIARE (cod 71.01 + 71.03)	71	3,780,070	3,780,070	2,383,070	3,780,070	3,780,070	443,019	3,337,051	1,209,942
Active fixe (cod 71.01.01 la 71.01.03+71.01.30)	7101	2,612,070	2,612,070	1,708,070	2,612,070	2,612,070	407,722	2,204,348	967,874
Constructii	710101	870,000	870,000	642,000	870,000	870,000		870,000	2,279
Masini, echipamente si mijloace de transport	710102	788,400	788,400	474,400	788,400	788,400	272,592	515,808	610,556
Mobilier, aparatura birotica si alte active corporale	710103	387,600	387,600	225,600	387,600	387,600	41,771	345,829	341,449
Alte active fixe	710130	566,070	566,070	366,070	566,070	566,070	93,359	472,711	13,590
Reparatii capitale aferente activelor fixe	7103	1,168,000	1,168,000	675,000	1,168,000	1,168,000	35,297	1,132,703	242,068
A. CHELTUIELILE CURENTE (10+20+30+40+50+51+55+56+58+57+59)	01	120,063,250	120,063,250	61,125,000	106,050,850	106,050,850	57,829,159	48,221,691	58,759,559
TITLUL XIX PLATI EFECTUATE IN ANII PRECEDENTI SI RECUPERATE IN ANUL CURENT (85.01)	85				-35,173	-35,173	-35,173		

CONTUL DE EXECUTIE

A BUGETULUI INSTITUTIILOR PUBLICE SI ACTIVITATILOR FINANTATE INTEGRAL SAU PARTIAL DIN VENITURI PROPRII (DE SUBORDONARE LOCALA) -VENITURI

la data de 30.06.2017

Cod 20

-lei-

Denumirea indicatorilor	Cod indicator	Prevederi bugetare		Drepturi constatate			Incasari realizate	Stingeri pe alte cai decat incasari	Drepturi constatate de incasat
		anuale aprobate la finele perioadei de raportare	trimestriale cumulate	Total,din care:	din anii precedenti	din anul curent			
A	B	1	2	3=4+5	4	5	6	7	8=3-6-7
TOTAL VENITURI (cod 00.02+00.15+00.16+00.17+45.10)	000110	123,843,320	63,837,020	61,230,663	6,209,312	55,021,351	60,671,112	-14	559,565
I. VENITURI CURENTE (cod 00.03+00.12)	0002	89,458,250	44,397,750	44,379,242	6,209,312	38,169,930	43,819,691	-14	559,565
C. VENITURI NEFISCALE (cod 00.13+00.14)	2900	89,458,250	44,397,750	44,379,242	6,209,312	38,169,930	43,819,691	-14	559,565
C1. VENITURI DIN PROPRIETATE (cod 30.10+31.10)	3000			10,361	8,932	1,429	1,429		8,932
Venituri din proprietate (cod 30.10.05+30.10.08+30.10.09+30.10.50)	3010			10,361	8,932	1,429	1,429		8,932
Venituri din concesiuni si inchirieri (cod 30.10.05.30)	301005			10,361	8,932	1,429	1,429		8,932
Alte venituri din concesiuni si inchirieri de catre institutiile publice	30100530			10,361	8,932	1,429	1,429		8,932
C2. VANZARI DE BUNURI SI SERVICII (cod 33.10+34.10+35.10+36.10+37.10)	3300	89,458,250	44,397,750	44,368,881	6,200,380	38,168,501	43,818,262	-14	550,633
Venituri din prestari de servicii si alte activitati (cod 33.10.05+33.10.08+33.10.09+33.10.13+ 33.10.14+ 33.10.16+33.10.17+33.10.19 la 33.10.21+33.10.30 la 33.10.32+33.10.50)	3310	89,226,450	44,247,450	44,290,626	6,200,380	38,090,246	43,740,007	-14	550,633
Taxe si alte venituri in invatamant	331005	90,000	32,000	30,425		30,425	30,425		
Venituri din prestari de servicii	331008	55,000	30,000	30,801	10,983	19,838	21,740	-14	9,075
Venituri din serbari si spectacole scolare, manifestari culturale, artistice si sportive	331019	55,000	20,000	24,300	1,000	23,300	12,200		12,100
Venituri din contractele incheiate cu casele de asigurari sociale de sanatate	331021	71,823,000	35,625,000	35,694,215	6,074,820	29,619,395	35,327,307		366,908
Venituri din contractele incheiate cu directiile de sanatate publica din sume alocate de la bugetul de stat	331030	10,135,000	4,742,000	4,948,393		4,948,393	4,948,393		
Venituri din contractele incheiate cu directiile de sanatate publica din sume alocate din veniturile proprii ale Ministerului Sanatatii	331031	3,150,000	1,900,000	1,489,987		1,489,987	1,489,987		

A	B	1	2	3=4+5	4	5	6	7	8=3-6-7
Venituri din contractele incheiate cu institutiile de medicina legala	331032	1,740,000	870,000	840,000		840,000	840,000		
Alte venituri din prestari de servicii si alte activitati	331050	2,178,450	1,028,450	1,232,505	113,597	1,118,908	1,069,955		162,550
Diverse venituri (cod 36.10.50)	3610	227,640	146,140	67,091		67,091	67,091		
Alte venituri	361050	227,640	146,140	67,091		67,091	67,091		
Transferuri voluntare, altele decat subventiile (cod 37.10.01+37.10.03+37.10.04+37.10.50)	3710	4,160	4,160	11,164		11,164	11,164		
Donatii si sponsorizari	371001	4,160	4,160	11,164		11,164	11,164		
Varsaminte din sectiunea de functionare pentru finantarea sectiunii de dezvoltare a bugetului local (cu semnul minus)	371003	-1,970,000	-1,035,000	-320,000		-320,000	-320,000		
Varsaminte din sectiunea de functionare	371004	1,970,000	1,035,000	320,000		320,000	320,000		
III. OPERATIUNI FINANCIARE (cod 40.10)	0016	3,096,000	2,916,000	1,200,000		1,200,000	1,200,000		
Insari din rambursarea împrumuturilor acordate (cod 40.10.16)	4010	3,096,000	2,916,000						
Sume utilizate din excedentul anului precedent pentru efectuarea de cheltuieli (cod. 40.10.15.01+40.10.15.02)	401015	3,096,000	2,916,000						
Sume utilizate de administratiile locale din excedentul anului precedent pentru sectiunea de functionare	40101501	2,724,000	2,724,000						
Sume utilizate de administratiile locale din excedentul anului precedent pentru sectiunea de dezvoltare	40101502	372,000	192,000						
Sume din excedentul anului precedent pentru acoperirea golurilor temporare de casa	4110			1,200,000		1,200,000	1,200,000		
sume din excedentul anului precedent pentru acoperirea golurilor temporare de casa	411006			1,200,000		1,200,000	1,200,000		
Sume din excedentul anului precedent pentru acoperirea golurilor temporare de casa									
sume din excedentul anului precedent pentru acoperirea golurilor temporare de casa									
sume din excedentul anului precedent pentru acoperirea golurilor temporare de casa									
IV. SUBVENTII (cod 00.18)	4100	31,289,070	16,523,270	15,651,421		15,651,421	15,651,421		
SUBVENTII DE LA ALTE NIVELE ALE ADMINISTRATIEI PUBLICE (cod 42.10+43.10)	0018	1,438,070	1,156,070	192,897		192,897	192,897		
Subventii de la alte administratii (cod 43.10.09+43.10.10+43.10.14 la 43.10.17+43.10.19+43.10.31+43.10.33)	4310	31,289,070	16,523,270	15,651,421		15,651,421	15,651,421		
Subventii pentru institutii publice	431009	7,411,000	4,147,200	3,664,000		3,664,000	3,664,000		
Subventii din bugetele locale pentru finantarea cheltuielilor de capital in domeniul sanatatii	431014	1,296,070	1,014,070	50,897		50,897	50,897		

