

BILANT

incheiat la 30.09.2017

- lei -

Nr. rand	Denumirea indicatorilor	Cod	Sold la:	
			inceputul anului	sfarsitul perioadei
A	B	C	1	2
	Active fixe necorporale (ct.2030000+2050000+2060000+2080100+2080200+ 2330000 -2800300-2800500-2800800-2900400-2900500-2900800-2930100*)	03	2153065	1396912
	Instalatii tehnice, mijloace de transport, animale, plantatii, mobilier, aparatura birotica si alte active corporale (ct.2130100+2130200+2130300+2130400+2140000+2310000 -2810300-2810400-2910300-2910400-2930200*)	04	20642542	42446892
	Terenuri si cladiri (ct. 2110100+2110200+2120101+2120102+2120201+2120301+2120401+2120501+2120601+2120901+2310000-2810100-2810200 -2910100-2910200-2930200)	05	1132526398	1103932325
	Active financiare necurente (investitii pe termen lung) peste un an (ct.2600100+2600200+2600300+2650000+ 2670201+ 2670202+ 2670203+2670204+2670205+2670208 -2960101-2960102 -2960103 -2960200), din care: 2678+2679- 296) din care:	07	915034	915034
	Titluri de participare (ct.2600100+2600200+2600300-2960101-2960102-2960103)	08	915034	915034
	Creante necurente – sume ce urmeaza a fi incasate dupa o perioada mai mare de un an (ct.4110201+4110208+4130200+4280202+4610201+ 4610209 - 4910200 - 4960200), din care:	09	319867	300138
	Creante comerciale necurente – sume ce urmeaza a fi incasate dupa o perioada mai mare de un an (ct 4110201+4110208+4130200+4610201+4610209 - 4910200 -4960200)	10	319867	300138
	TOTAL ACTIVE NECURENTE (rd.03+04+05+06+07+09)	15	1156556906	1148991301
	Stocuri (ct.3010000+3020100+3020200+3020300+3020400+ 3020500+ 3020600+ 3020700+3020800+3020900+ 3030100+3030200+ 3040100+ 3040200+3050100+ 3050200+3070000+3090000+ 3310000+ 3320000+ 3410000+3450000+3460000+3470000+ 3490000+ 3510100+ 3510200+3540100+ 3540500+3540600+ 3560000+ 3570000+ 3580000+ 3590000+3610000+ 3710000+ 3810000+/-3480000+/-3780000-3910000 -3920100-3920200 -3930000-3940100-3940500-3940600-3950100-3950200-3950300- 3950400-3950600-3950700-3950800-3960000-3970000-3980000-4 420803)	19	30798920	29992270
	Creante din operatiuni comerciale, avansuri si alte decontari (ct.2320000+2340000+4090101+4090102+4110101+ 4110108+ 4130100+ 4180000+4250000+4280102+ 4610101+ 4610109 +4730109**+4810101+ 4810102+ 4810103+4810900+ 4830000 + 4890101+4890301- 4910100- 4960100+5120800), din care:	21	11520941	4533704
	Creante comerciale si avansuri (ct.2320000+2340000+4090101+4090102+ 4110101+ 4110108+ 4130100 +4180000+4610101-4910100 - 4960100), din care :	22	6364658	797181
	Creante bugetare (ct. 4310100**+4310200**+4310300**+4310400**+4310500**+ 4310700**+4370100**+4370200**+4370300**+4420400+4420802+ 4440000**+4460100**+	23	1041598	1124331

A	B	C	1	2
	4460200**+4480200+4610102+4610104+4630000+4640000+4650100+4650200+4660401+4660402+4660500+4660900+4810101**+4810102**+ 4810103**+ 4810900**-4970000), din care:			
	Creantele bugetului general consolidat (ct.4630000+4640000+4650100+4650200+4660401+4660402+4660500+ 4660900 - 4970000)	24	1041597	1119961
	Împrumuturi pe termen scurt acordate (ct.2670101+2670102+2670103+2670104+2670105+ 2670108+2670601 +2670602+ 2670603+2670604+ 2670605+ 2670609+4680101+ 4680102 +4680103+ 4680104 +4680105+4680106+4680107+ 4680108+ 4680109 + 4690103+4690105+ 4690106+4690108+ 4690109)	27		6200000
	Total creante curente (rd. 21+23+25+27)	30	12562539	11858035
	Conturi la trezorerie, casa în lei (ct. 5100000+5120101+5120501+5130101+5130301+5130302+5140101+5140301+5140302+5150101+5150103+5150301+5150500+5150600+5160101+5160301+5160302+5170101+5170301+5170302+5200100+5210100+5210300+5230000+5250101+5250102+5250301+5250302+5250400+5260000+5270000+5280000+5290101+5290201+5290301+5290400+5290901+5310101+5500101+5520000+5550101+5550400+5570101+5580101+5580201+5590101+5600101+5600300+5600401+5610101+5610300+5620101+5620300+5620401+5710100+5710300+5710400+5740101+5740102+5740301+5740302+5740400+5750100+5750300+5750400-7700000)	33	48245601	53829823
	Dobânda de încasat, alte valori, avansuri de trezorerie (ct.5180701+5320100+5320200+5320300+5320400+ 5320500+5320600+ 5320800+5420100)	33.1	206074	634412
	Conturi la institutii de credit, BNR, casa în valuta (ct. 5110101+5110102+5120102+5120402+5120502+5130102+5130202+5140102+5140202+5150102+5150202+5150302+5160102+5160202+5170102+5170202+5290102+5290202+5290302+5290902+5310402+5410102+5410202+5500102+5550102+5550202+5570202+5580102+5580202+5580302+5580303+5590102+5590202+5600102+5600103+5600402+5610102+5610103+5620102+5620103+5620402)	35	60529	90131
	Total disponibilitati si alte valori (rd.33+33.1+35+35.1)	40	48512204	54554366
	Cheltuieli în avans (ct. 4710000)	42	75246	22964
	TOTAL ACTIVE CURENTE (rd.19+30+31+40+41+41.1+42)	45	91948909	96427635
	TOTAL ACTIVE (rd.15+45)	46	1248505815	1245418936
	Sume necurente- sume ce urmeaza a fi platite dupa o perioada mai mare de un an (ct.2690200+4010200+4030200+4040200+4050200+4280201+4620201+ 4620209 + 5090000), din care:	52	30383	35266
	Datorii comerciale (ct.4010200+4030200+ 4040200+4050200+4620201)	53	30383	35266
	Provizioane (ct. 1510201+1510202+1510203+1510204+1510208)	55	19153	19153
	TOTAL DATORII NECURENTE (rd.52+54+55)	58	49536	54419
	Datorii comerciale, avansuri si alte decontari (ct.2690100+4010100+4030100+4040100+4050100+ 4080000+4190000+ 4620101+4620109 +4730109+ 4810101+4810102+4810103+ 4810900+4830000+4890201+ 5090000+ 5120800), din care:	60	7694506	7196265
	Datorii comerciale si avansuri (ct. 4010100+4030100+4040100+4050100+ 4080000+ 4190000+4620101), din care:	61	4406256	6651138
	Datorii catre bugete (ct. 4310100+4310200+4310300+4310400+4310500+4310700+4370100+4370200+4370300+4400000+4410000+4420300+4420801+4440000+4460000+4460100+4460200+4480100+4550501+ 4550502+4550503+4620109+4670100+4670200+4670300+ 4670400+4670500+4670900+4730109+4810900+4820000), din care	62	4609652	5174468

A	B	C	1	2
	Contributii sociale (ct.4310100+4310200+4310300+4310400+4310500+4310700+4370100+4370200+4370300)	63.1	3158288	3528688
	Datorii din operatiuni cu Fonduri externe nerambursabile si fonduri de la buget, alte datorii catre alte organisme internationale (ct. 4500200+4500400+4500600+4510200+4510401+4540402+4540409+4510601+4510602+4510603+4510605+4510606+4510609+4520100+4520200+4530200+4540200+4540401+4540402+4540601+4540602+4540603+4550200+4550401+4550402+4550403+4550404+4560400+4580401+4580402+4580501+4580502+4590000+4620103+4730103+4760000) din care	65	33670	33670
	Împrumuturi pe termen scurt - sume ce urmeaza a fi platite într-o perioada de pâna la un an (ct.5180601+5180603+5180604+5180605+5180606 + 5180608+5180609+5180800+5190101+5190102 + 5190103+ 5190104+5190105+ 5190106+ 5190107+ 5190108+5190109+5190110+5190180+ 5190190)	70		6200000
	Salariile angajatilor (ct.4210000+4230000+4260000+4270100+4270300+4280101)	72	5947092	6601108
	Alte drepturi cuvenite altor categorii de persoane (pensii, indemnizatii de somaj, burse) (ct.4220100+4220200+4240000+4260000+4270200+4270300+4290000+4380000), din care:	73	4162197	4220463
	Venituri in avans (ct.4720000)	74	854142	1223740
	Provizioane (ct. 1510101+1510102+1510103+1510104+1510108)	75	280403	
	TOTAL DATORII CURENTE (rd.60+62+65+70+71+72+73+74+75)	78	23581662	30649714
	TOTAL DATORII (rd.58+78)	79	23631198	30704133
	ACTIVE NETE = TOTAL ACTIVE – TOTAL DATORII = CAPITALURI PROPRII (rd.80= rd.46-79 = rd.90)	80	1224874617	1214714803
	Rezerve, fonduri (ct.1000000+1010000+1020101+1020102+1020103+1030000+1040101+1040102+1040103+1050100+1050200+1050300+1050400+1050500+1060000+1320000+1330000)	84	973340164	977204982
	Rezultatul reportat (ct.1170000- sold creditor)	85	279093237	251483141
	Rezultatul patrimonial al exercitiului (ct.1210000- sold debitor)	88	27558784	13973320
	TOTAL CAPITALURI PROPRII (rd.84+85-86+87-88)	90	1224874617	1214714803

Conducatorul institutiei

MARC TIBERIU



Conducatorul compartimentului

financiar-contabil

MARUSCA LEONTINA LUCICA

CONTUL DE REZULTAT PATRIMONIAL

la data de 30.09.2017

Cod 02

-lei-

Nr. crt	Denumirea indicatorilor	Cod rand	An precedent	An curent
A	B	C	1	2
1.	Venituri din impozite, taxe, contributiile de asigurari si alte venituri ale bugetelor (ct.7300100+7300200+7310100+7310200+7320100+ 7330000+ 7340000+ 7350100+7350200+7350300+7350400+ 7350500+ 7350600+7360100+7390000+7450100+7450200+ 7450300+ 7450400+ 7450500+7450900+ 7460100+ 7460200+ 7460300+ 7460900)	02	66,091,449	73,745,916
2.	Venituri din activitati economice (ct.7210000+7220000+7510100+ 7510200+/-7090000)	03	54,780,277	79,476,761
3.	Finantari, subventii, transferuri, alocatii bugetare cu destinatie speciala (ct. 7510500+7710000+7720100+7720200+7730000+7740100+7740200+7750000+7760000+7780000+7790101+790109)	04	58,414,123	46,276,843
4.	Alte venituri operationale (ct.7140000+7180000+7500000+7510300+7510400+7810200+7810300 +7810401+7810402+7770000)	05	6,368,172	3,831,449
	TOTAL VENITURI OPERATIONALE (rd.02+03+04+05)	06	185,654,021	203,330,969
1.	Salariile si contributiile sociale aferente angajatilor (ct.6410000+6420000+6450100+6450200+6450300+ 6450400+ 6450500+6450600+ 6450800+6460000+6470000)	08	67,997,078	99,374,469
2.	Subventii si transferuri (ct.6700000+6710000+6720000+6730000+6740000+ 6750000+ 6760000+ 6770000+ 6780000+6790000)	09	53,346,783	54,241,257
3.	Stocuri, consumabile, lucrari si servicii executate de terti (ct.6010000+6020100+6020200+6020300+6020400+ 6020500+ 6020600+ 6020700+6020800+6020900+6030000+ 6060000+ 6070000+6080000+6090000+6100000+ 6110000+ 6120000+ 6130000+6140000+6220000+6230000+6240100+ 6240200+ 6260000+6270000+6280000+6290100)	10	35,227,633	41,433,967
4.	Cheltuieli de capital, amortizari si provizioane (ct.6290200+6810100+6810200+6810300+6810401+6810402+6820101+ 6820109+6820200+ 6890100+ 6890200)	11	45,221,338	21,756,400
5.	Alte cheltuieli operationale (ct.6350000+6350100+6540000+6580000+6580101+6580109)	12	4,425,060	456,334

A	B	C	1	2
	TOTAL CHELTUIELI OPERATIONALE (rd.08+09+10+11+12)	13	206,217,892	217,262,427
	- DEFICIT (rd.13- rd.06)	16	20,563,871	13,931,458
V.	CHELTUIELI FINANCIARE (ct. 6630000+6640000+6650100+6650200+66600 00+6670000+ 6680000+6690000+6860300+6860400+68608 00)	18	865	544
	- DEFICIT (rd.18- rd.17)	21	865	544
	- DEFICIT (rd.16+21-15-20)	24	20,564,736	13,932,002
VIII.	VENITURI EXTRAORDINARE (ct.7910000)	25	84,877	
IX	CHELTUIELI EXTRAORDINARE (ct.69000000+6910000)	26		6,621
	- EXCEDENT (rd.25-rd.26)	28	84,877	
	- DEFICIT (rd.26-rd.25)	29		6,621
	- DEFICIT (rd. 24+29-23-28)	29.3	20,479,859	13,938,623
	- DEFICIT (rd. 29.3 + rd.29.4)	32	20,479,859	13,938,623

*) Nota: Datele se preiau din contul 6350000 pentru coloana 1

***) Nota: Datele se preiau din contul 6350000 pentru coloana 1 la raportarile trim. II si III cu sumele determinate potrivit prevederilor art.13 alin.(2) lit. b) din Legea nr. 227/2015 privind Codul Fiscal.

Conducatorul institutiei

MARC TIBERIU



Conducatorul compartimentului
financiar-contabil

MARUSCA LEONTINA LUCICA

CONTUL DE REZULTAT PATRIMONIAL

la data de 30.09.2017

Cod 02


-lei-

Nr. crt	Denumirea indicatorilor	Cod rand	An precedent	An curent
A	B	C	1	2
1.	Venituri din impozite, taxe, contributii de asigurari si alte venituri ale bugetelor (ct.7300100+7300200+7310100+7310200+7320100+ 7330000+ 7340000+ 7350100+7350200+7350300+7350400+ 7350500+ 7350600+7360100+7390000+7450100+7450200+ 7450300+ 7450400+ 7450500+7450900+ 7460100+ 7460200+ 7460300+ 7460900)	02	66,086,912	73,741,223
2.	Venituri din activitati economice (ct.7210000+7220000+7510100+ 7510200+/-7090000)	03	919,533	823,082
3.	Finantari, subventii, transferuri, alocatii bugetare cu destinatie speciala (ct. 7510500+7710000+7720100+7720200+7730000+7740100+7740200+7750000+7760000+7780000+7790101+790109)	04	51,847,389	39,633,648
4.	Alte venituri operationale (ct.7140000+7180000+7500000+7510300+7510400+7810200+7810300 +7810401+7810402+7770000)	05	1,816,402	2,971,925
	TOTAL VENITURI OPERATIONALE (rd.02+03+04+05)	06	120,670,236	117,169,878
1.	Salarile si contributiile sociale aferente angajatilor (ct.6410000+6420000+6450100+6450200+6450300+ 6450400+ 6450500+6450600+ 6450800+6460000+6470000)	08	22,662,921	32,526,634
2.	Subventii si transferuri (ct.6700000+6710000+6720000+6730000+6740000+ 6750000+ 6760000+ 6770000+ 6780000+6790000)	09	53,346,783	54,241,257
3.	Stocuri, consumabile, lucrari si servicii executate de terti (ct.6010000+6020100+6020200+6020300+6020400+ 6020500+ 6020600+ 6020700+6020800+6020900+6030000+ 6060000+ 6070000+6080000+6090000+6100000+ 6110000+ 6120000+ 6130000+6140000+6220000+6230000+6240100+ 6240200+ 6260000+6270000+6280000+6290100)	10	16,692,996	18,383,110
4.	Cheltuieli de capital, amortizari si provizioane (ct.6290200+6810100+6810200+6810300+6810401+6810402+6820101+ 6820109+6820200+ 6890100+ 6890200)	11	41,003,490	19,545,221
5.	Alte cheltuieli operationale (ct.6350000+6350100+6540000+6580000+6580101+6580109)	12	4,425,060	6,257

A	B	C	1	2
	TOTAL CHELTUIELI OPERATIONALE (rd.08+09+10+11+12)	13	138,131,250	124,702,479
	- EXCEDENT (rd.06- rd.13)	15	49,358,833	69,118,322
	- DEFICIT (rd.13- rd.06)	16	66,819,847	76,650,923
V.	CHELTUIELI FINANCIARE (ct. 6630000+6640000+6650100+6650200+66600 00+6670000+ 6680000+6690000+6860300+6860400+68608 00)	18	865	544
	- DEFICIT (rd.18- rd.17)	21	865	544
	- EXCEDENT (rd.15+20-16-21)	23	49,357,968	69,117,778
	- DEFICIT (rd.16+21-15-20)	24	66,819,847	76,650,923
VIII.	VENITURI EXTRAORDINARE (ct.7910000)	25	84,877	
	- EXCEDENT (rd.25-rd.26)	28	84,877	
	- EXCEDENT (rd. 23+28-24-29)	29.2	49,442,845	69,117,778
	- DEFICIT (rd. 24+29-23-28)	29.3	66,819,847	76,650,923
	- EXCEDENT (rd. 29.2 - rd.29.4)	31	49,442,845	69,117,778
	- DEFICIT (rd. 29.3 + rd.29.4)	32	66,819,847	76,650,923

*) Nota: Datele se preiau din contul 6350000 pentru coloana 1

***) Nota: Datele se preiau din contul 6350000 pentru coloana 1 la raportarile trim.II si III cu sumele determinate potrivit prevederilor art.13 alin.(2) lit. b) din Legea nr. 227/2015 privind Codul Fiscal.

Conducatorul institutiei

MARC TIBERIU SALAJ
 1
 CONSILIUL JUDETEAN

Conducatorul compartimentului
 financiar-contabil
MARUSCA LEONTINA LUCICA



CONTUL DE REZULTAT PATRIMONIAL

la data de 30.09.2017

Cod 02

-lei-

Nr. crt	Denumirea indicatorilor	Cod rand	An precedent	An curent
A	B	C	1	2
1.	Venituri din impozite, taxe, contributii de asigurari si alte venituri ale bugetelor (ct.7300100+7300200+7310100+7310200+7320100+ 7330000+ 7340000+ 7350100+7350200+7350300+7350400+ 7350500+ 7350600+7360100+7390000+7450100+7450200+ 7450300+ 7450400+ 7450500+7450900+ 7460100+ 7460200+ 7460300+ 7460900)	02	4,537	4,693
2.	Venituri din activitati economice (ct.7210000+7220000+7510100+ 7510200+/-7090000)	03	53,860,744	78,653,679
3.	Finantari, subventii, transferuri, alocatii bugetare cu destinatie speciala (ct. 7510500+7710000+7720100+7720200+7730000+7740100+7740200+7750000+7760000+7780000+7790101+790109)	04	6,407,530	6,430,739
4.	Alte venituri operationale (ct.7140000+7180000+7500000+7510300+7510400+7810200+7810300 +7810401+7810402+7770000)	05	9,614	4,750
	TOTAL VENITURI OPERATIONALE (rd.02+03+04+05)	06	60,282,425	85,093,861
1.	Salariile si contributiile sociale aferente angajatilor (ct.6410000+6420000+6450100+6450200+6450300+ 6450400+ 6450500+6450600+ 6450800+6460000+6470000)	08	45,334,157	66,847,835
3.	Stocuri, consumabile, lucrari si servicii executate de terti (ct.6010000+6020100+6020200+6020300+6020400+ 6020500+ 6020600+ 6020700+6020800+6020900+6030000+ 6060000+ 6070000+6080000+6090000+6100000+ 6110000+ 6120000+ 6130000+6140000+6220000+6230000+6240100+ 6240200+ 6260000+6270000+6280000+6290100)	10	18,434,132	22,300,390
4.	Cheltuieli de capital, amortizari si provizioane (ct.6290200+6810100+6810200+6810300+6810401+6810402+6820101+ 6820109+6820200+ 6890100+ 6890200)	11	3,853,511	1,739,554
5	Alte cheltuieli operationale (ct.6350000+6350100+6540000+6580000+6580101+6580109)	12		450,077
	TOTAL CHELTUIELI OPERATIONALE (rd.08+09+10+11+12)	13	67,621,800	91,337,856
	- DEFICIT (rd.13- rd.06)	16	7,339,375	6,243,995
	- DEFICIT (rd.16+21-15-20)	24	7,339,375	6,243,995


A	B	C	1	2
	- DEFICIT (rd. 24+29-23-28)	29.3	7,339,375	6,243,995
	- DEFICIT (rd. 29.3 + rd.29.4)	32	7,339,375	6,243,995

*) Nota: Datele se preiau din contul 6350000 pentru coloana 1

**) Nota: Datele se preiau din contul 6350000 pentru coloana 1 la raportarile trim. II si III cu sumele determinate potrivit prevederilor art.13 alin.(2) lit. b) din Legea nr. 227/2015 privind Codul Fiscal.

Conducatorul institutiei

MARC TIBERIU



Conducatorul compartimentului
financiar-contabil

MARUSCA LEONTINA LUCICA

CONTUL DE REZULTAT PATRIMONIAL

la data de 30.09.2017

Cod 02

-lei-


Nr. crt	Denumirea indicatorilor	Cod rand	An precedent	An curent
A	B	C	1	2
3.	Finantari, subventii, transferuri, alocatii bugetare cu destinatie speciala (ct. 7510500+7710000+7720100+7720200+7730000+7740100+7740200+7750000+7760000+7780000+7790101+790109)	04		906
	TOTAL VENITURI OPERATIONALE (rd.02+03+04+05)	06		906
	- EXCEDENT (rd.06- rd.13)	15		906
	- EXCEDENT (rd.15+20-16-21)	23		906
	- EXCEDENT (rd. 23+28-24-29)	29.2		906
	- EXCEDENT (rd. 29.2 - rd.29.4)	31		906

*) Nota: Datele se preiau din contul 6350000 pentru coloana 1

**) Nota: Datele se preiau din contul 6350000 pentru coloana 1 la raportarile trim. II si III cu sumele determinate potrivit prevederilor art.13 alin.(2) lit. b) din Legea nr. 227/2015 privind Codul Fiscal.

Conducatorul institutiei

MARC NIBERIU

Conducatorul compartimentului
financlar-contabil

MARUSCA LEONTINA LUCICA

CONTUL DE REZULTAT PATRIMONIAL

la data de 30.09.2017


Cod 02

-lei-

Nr. crt	Denumirea indicatorilor	Cod rand	An precedent	An curent
A	B	C	1	2
3.	Finantari, subventii, transferuri, alocatii bugetare cu destinatie speciala (ct. 7510500+7710000+7720100+7720200+7730000+7740100+7740200+7750000+7760000+7780000+7790101+790109)	04	159,204	211,550
4.	Alte venituri operationale (ct.7140000+7180000+7500000+7510300+7510400+7810200+7810300+7810401+7810402+7770000)	05	4,542,156	854,774
	TOTAL VENITURI OPERATIONALE (rd.02+03+04+05)	06	4,701,360	1,066,324
3.	Stocuri, consumabile, lucrari si servicii executate de terti (ct.6010000+6020100+6020200+6020300+6020400+ 6020500+ 6020600+ 6020700+6020800+6020900+6030000+ 6060000+ 6070000+6080000+6090000+6100000+ 6110000+ 6120000+ 6130000+6140000+6220000+6230000+6240100+ 6240200+ 6260000+6270000+6280000+6290100)	10	100,505	750,467
4.	Cheltuieli de capital, amortizari si provizioane (ct.6290200+6810100+6810200+6810300+6810401+6810402+6820101+ 6820109+6820200+ 6890100+ 6890200)	11	364,337	471,625
	TOTAL CHELTUIELI OPERATIONALE (rd.08+09+10+11+12)	13	464,842	1,222,092
	- EXCEDENT (rd.06- rd.13)	15	4,236,518	211,550
	- DEFICIT (rd.13- rd.06)	16		367,318
	- EXCEDENT (rd.15+20-16-21)	23	4,236,518	211,550
	- DEFICIT (rd.16+21-15-20)	24		367,318
IX	CHELTUIELI EXTRAORDINARE (ct.6900000+6910000)	26		6,621
	- DEFICIT (rd.26-rd.25)	29		6,621
	- EXCEDENT (rd. 23+28-24-29)	29.2	4,236,518	204,929
	- DEFICIT (rd. 24+29-23-28)	29.3		367,318
	- EXCEDENT (rd. 29.2 - rd.29.4)	31	4,236,518	204,929
	- DEFICIT (rd. 29.3 + rd.29.4)	32		367,318

Conducatorul institutiei

MARC TIBERIU



Conducatorul compartimentului financiar contabil

MARUSCA LEONTINA

SITUATIA FLUXURILOR DE TREZORERIE
la data de 30.09.2017


-lei-

Cod 03

DENUMIREA INDICATORULUI	Cod rand	TOTAL	CASA ct. 5310101	Buget de stat *) ct. 5200100/ 7700000	Buget local ct. 5210100/ 7700000	Buget asigurarilor sociale de stat ct. 5250101+ 5250102/ 7700000	Buget asigurarilor pentru somaj ct. 5740101+ 5740102/ 7700000	Buget Fond national de asigurari sociale de sanatate ct. 5710100/ 7700000	Buget Fond pentru mediu 5750100/ 7700000	Buget trezoreriei statului ct. 5240100/ 7700000	Buget institutii publice finantate integral din veniturii proprii 5600101/ 7700000	Buget institutii publice finantate din veniturii proprii si suventii 5610101/ 7700000	Buget activitati finantate din veniturii proprii si buget activitati de privatizare 5620101/ 7700000	Buget imprumuturi interne si externe ct. 5130101+ 5140101+ 5160101+ 5170101/ 7700000	Buget fonduri externe neramb (sursaD) 5150103/ 7700000	Alte disponibilitati (ct.5xx)
A	B	1	2	3	4	5	6	7	8	9	10	11	12	13	14	15
1. Incasari	02	210300532	2391056		116170079						84403611	5989934	4749			1341103
2. Plati	03	195201408	2391056	34697	103383647						82902346	5188880	10973			1324506
3. Numerar net din activitatea operationala (rd.02-03)	04	15099124		-34697	12786432						1501265	801054	-6224			16597
1. Incasari	06	137325			137325											
2. Plati	07	9617530			8833594						773113	10823				
3. Numerar net din activitatea de investitii (rd.06-07)	08	-9480205			-8696269						-773113	-10823				
1. Incasari	10	7789637			6200000						1200000	382000	7637			
3. Numerar net din activitatea de finantare (rd.10-rd.11)	12	7789637			6200000						1200000	382000	7637			
IV. CRESTEREA (DESCRESTEREA) NETA DE NUMERAR SI ECHIVALENT DE NUMERAR (rd.04+rd.08+rd.12)	13	13408556		-34697	10290163						1928152	1172231	1413			16597
V. NUMERAR SI ECHIVALENT DE NUMERAR LA INCEPUTUL ANULUI	14	48245601			43860766						3639747	503143	7637			234308
- Sume utilizate din excedentul anului precedent/ sume transferate din excedent la bugetul local/sume transferate din excedent pentru constituirea de depozite în trezorerie***)	14.2	7789637			6200000						1200000	382000	7637			
VI. NUMERAR SI ECHIVALENT DE NUMERAR LA SFÂRSITUL PERIOADEI (rd.13+rd.14+14.1-14.2-14.3)	15	53864520		-34697	47950929						4367899	1293374	1413			250905

Conducatorul institutiei

MARC TIBERIU



Conducatorul compartimentului financiar contabil

MARUSCA DEONTINA

CONTUL DE EXECUTIE AL INSTITUTIILOR PUBLICE - CHELTUIELI

la data de 30.09.2017

Cod 21 Capitol 4902

Subcapitol

-lei-

DENUMIREA INDICATORILOR*)	Cod indicator	Credite de angajament	Credite bugetare		Angajamente bugetare	Angajamente legale	Plati efectuate	Angajamente legale de platit	Cheltuieli efective
			anuale aprobate la finele perioadei de raportare	trimestriale cumulate					
A	B	1	2	3	4	5	6	7=5-6	8
TOTAL CHELTUIELI(SECTIUNEA DE FUNCTIONARE+SECTIUNEA DE DEZVOLTARE)		132,298,060	315,663,360	254,294,080	304,610,267	304,610,267	201,103,378	103,506,889	216,040,876
SECTIUNEA DE FUNCTIONARE (cod 01+79+85)	F	82,897,750	262,653,980	215,858,800	251,606,407	251,606,407	191,056,160	60,550,247	194,423,115
CHELTUIELI CURENTE (10+20+30+40+50+51SF+55SF+57+59)	01F	83,049,260	262,852,580	216,050,850	251,914,980	251,914,980	191,364,733	60,550,247	194,423,115
TITLUL I CHELTUIELI DE PERSONAL (cod 10.01 la10.03)	10	36,090,990	129,477,990	103,661,230	129,477,990	129,477,990	98,291,633	31,186,357	99,699,053
Cheltuieli salariale in bani (cod 10.01.01+10.01.03 la 10.01.08 +10.01.10 la 10.01.16 +10.01.30)	1001	29,353,500	102,822,200	82,768,520	102,822,200	102,822,200	78,666,255	24,155,945	79,825,484
Salarii de baza	100101	25,801,230	71,445,530	58,560,820	71,445,530	71,445,530	55,300,810	16,144,720	56,310,840
Sporuri pentru conditii de munca	100105	1,438,650	14,586,350	11,485,190	14,586,350	14,586,350	11,144,595	3,441,755	11,161,336
Alte sporuri	100106	315,490	8,578,690	6,473,050	8,578,690	8,578,690	6,217,108	2,361,582	6,169,646
Fond de premii	100108	18,000	18,000	18,000	18,000	18,000		18,000	13,015
Fond pentru posturi ocupate prin cumul	100110	33,900	80,900	80,900	80,900	80,900	60,492	20,408	58,454
Fond aferent platii cu ora	100111	566,000	6,166,000	4,584,000	6,166,000	6,166,000	4,493,320	1,672,680	4,406,181
Indemnizatii platite unor persoane din afara unitatii	100112	744,000	1,313,000	994,000	1,313,000	1,313,000	920,307	392,693	926,611
Indemnizatii de delegare	100113	80,740	91,740	75,740	91,740	91,740	40,803	50,937	40,842
Alte drepturi salariale in bani	100130	355,490	541,990	496,820	541,990	541,990	488,820	53,170	738,559
Cheltuieli salariale in natura (cod 10.02.01 la 10.02.06+10.02.30)	1002	43,000	3,483,000	2,169,000	3,483,000	3,483,000	1,884,496	1,598,504	1,888,779
Tichete de masa	100201		3,440,000	2,130,000	3,440,000	3,440,000	1,858,319	1,581,681	1,858,319
Transportul la si de la locul de munca	100205	43,000	43,000	39,000	43,000	43,000	26,177	16,823	30,460
Contributii (cod 10.03.01 la 10.03.06)	1003	6,694,490	23,172,790	18,723,710	23,172,790	23,172,790	17,740,882	5,431,908	17,984,790

A	B	1	2	3	4	5	6	7=5-6	8
Contributii de asigurari sociale de stat	100301	4,677,670	16,148,170	13,011,980	16,148,170	16,148,170	12,441,603	3,706,567	12,601,023
Contributii de asigurari de somaj	100302	155,640	514,440	419,440	514,440	514,440	384,113	130,327	402,412
Contributii de asigurari sociale de sanatate	100303	1,521,740	5,303,940	4,290,770	5,303,940	5,303,940	4,073,726	1,230,214	4,087,745
Contributii de asigurari pentru accidente de munca si boli profesionale	100304	56,740	248,540	205,170	248,540	248,540	182,302	66,238	195,621
Contributii pentru concedii si indemnizatii	100306	282,700	957,700	796,350	957,700	957,700	659,138	298,562	697,989
TITLUL II BUNURI SI SERVICII (cod 20.01 la 20.06+20.09 la 20.16+20.18 la 20.25+20.27+20.30)	20	16,595,510	49,324,410	41,164,930	41,164,930	41,164,930	32,151,651	9,013,279	34,783,906
Bunuri si servicii (cod 20.01.01 la 20.01.09+20.01.30)	2001	3,441,490	13,579,090	11,435,050	11,435,050	11,435,050	9,549,220	1,885,830	10,197,817
Furnituri de birou	200101	116,700	428,700	344,450	344,450	344,450	244,946	99,504	332,778
Materiale pentru curatenie	200102	148,700	1,026,700	898,400	898,400	898,400	714,126	184,274	850,794
Incalzit, iluminat si forta motrica	200103	1,304,200	4,022,200	3,292,700	3,292,700	3,292,700	2,782,818	509,882	2,969,978
Apa, canal si salubritate	200104	159,150	914,150	745,550	745,550	745,550	623,766	121,784	689,718
Carburanti si lubrifianti	200105	225,500	286,500	254,000	254,000	254,000	137,968	116,032	260,648
Piese de schimb	200106	39,940	1,050,840	687,650	687,650	687,650	452,831	234,819	402,008
Transport	200107	93,000	224,000	195,000	195,000	195,000	132,504	62,496	140,205
Posta, telecomunicatii, radio, tv, internet	200108	240,850	457,550	382,750	382,750	382,750	307,633	75,117	316,355
Materiale si prestari de servicii cu caracter functional	200109	612,700	2,042,700	1,906,200	1,906,200	1,906,200	1,582,988	323,212	1,584,715
Alte bunuri si servicii pentru intretinere si functionare	200130	500,750	3,125,750	2,728,350	2,728,350	2,728,350	2,569,640	158,710	2,650,618
Reparatii curente	2002	6,406,680	7,153,680	6,129,880	6,129,880	6,129,880	1,898,273	4,231,607	2,002,732
Hrana (cod 20.03.01+20.03.02)	2003	1,547,700	4,528,500	4,067,600	4,067,600	4,067,600	3,214,589	853,011	3,808,177
Hrana pentru oameni	200301	1,547,470	4,527,070	4,066,170	4,066,170	4,066,170	3,213,165	853,005	3,801,362
Hrana pentru animale	200302	230	1,430	1,430	1,430	1,430	1,424	6	6,815
Medicamente si materiale sanitare (cod 20.04.01 la 20.04.04)	2004	159,300	16,244,300	12,981,300	12,981,300	12,981,300	12,374,016	607,284	13,600,351
Medicamente	200401	121,800	8,522,800	6,822,800	6,822,800	6,822,800	6,551,105	271,695	7,368,392
Materiale sanitare	200402	26,400	3,346,400	2,475,400	2,475,400	2,475,400	2,401,373	74,027	2,564,427
Reactivi	200403		3,880,000	3,290,000	3,290,000	3,290,000	3,135,980	154,020	3,309,225
Dezinfectanti	200404	11,100	495,100	393,100	393,100	393,100	285,558	107,542	358,307
Bunuri de natura obiectelor de inventar (cod 20.05.01+20.05.03+20.05.30)	2005	528,260	1,709,260	1,443,260	1,443,260	1,443,260	937,300	505,960	981,602
Uniforme si echipament	200501	1,000	56,000	56,000	56,000	56,000	29,615	26,385	208,486
Lenjerie si accesorii de pat	200503	2,000	73,000	73,000	73,000	73,000	28,701	44,299	131,149
Alte obiecte de inventar	200530	525,260	1,580,260	1,314,260	1,314,260	1,314,260	878,984	435,276	641,967

A	B	1	2	3	4	5	6	7=5-6	8
Deplasari, detasari, transferari (cod 20.06.01+20.06.02)	2006	352,560	512,560	478,960	478,960	478,960	414,431	64,529	423,806
Deplasari interne, detasari, transferari	200601	327,100	485,100	454,500	454,500	454,500	405,404	49,096	414,778
Deplasari in strainatate	200602	25,460	27,460	24,460	24,460	24,460	9,027	15,433	9,028
Materiale de laborator	2009	6,000	6,000	4,500	4,500	4,500	219	4,281	219
Carti, publicatii si materiale documentare	2011	247,040	263,040	172,250	172,247	172,247	125,748	46,499	30,488
Pregatire profesionala	2013	121,500	243,000	238,500	238,503	238,503	180,972	57,531	171,114
Protectia muncii	2014	16,550	136,550	89,550	89,550	89,550	72,727	16,823	84,190
Reabilitare infrastructura program inundatii pentru autoritati publice locale	2020	117,000	117,000	40,000	40,000	40,000		40,000	
Alte cheltuieli (cod 20.30.01 la 20.30.04+20.30.06+20.30.07+20.30.09+20.30.30)	2030	3,651,430	4,831,430	4,084,080	4,084,080	4,084,080	3,384,156	699,924	3,483,410
Reclama si publicitate	203001	66,000	106,000	89,500	89,500	89,500	50,452	39,048	51,478
Protocol si reprezentare	203002	2,000	2,000	1,500	1,500	1,500	885	615	878
Prime de asigurare non-viata	203003	13,510	13,510	11,510	11,510	11,510	9,023	2,487	8,846
Prestari servicii pentru transmiterea drepturilor	203006		327,000	245,000	245,000	245,000	238,648	6,352	238,331
Fondul Presedintelui/Fondul conducatorului institutiei publice	203007	4,000	4,000	3,000	3,000	3,000	1,685	1,315	1,620
Alte cheltuieli cu bunuri si servicii	203030	3,565,920	4,378,920	3,733,570	3,733,570	3,733,570	3,083,463	650,107	3,182,257
TITLUL V FONDURI DE REZERVA (cod 50.04)	50		2,778,120	1,935,130					
Fond de rezerva bugetara la dispozitia autoritatilor locale	5004		2,778,120	1,935,130					
TITLUL VI TRANSFERURI INTRE UNITATI ALE ADMINISTRATIEI PUBLICE (cod 51.01) (cod 51.01)	51F	7,588,760	8,935,760	7,311,510	8,935,760	8,935,760	7,119,009	1,816,751	5,809,391
Transferuri curente (cod 51.01.01+51.01.03+51.01.05+ 51.01.14+51.01.15+ 51.01.24 +51.01.26 +51.01.31+51.01.39+ 51.01.46+51.01.49+51.01.60+51.01.61+51.01.64)	5101	7,588,760	8,935,760	7,311,510	8,935,760	8,935,760	7,119,009	1,816,751	5,809,391
Transferuri catre institutii publice	510101	6,156,000	6,156,000	4,873,250	6,156,000	6,156,000	4,828,250	1,327,750	4,828,250
Transferuri din bugetele consiliilor locale si judetene pentru acordarea unor ajutoare	510124	1,432,760	1,492,760	1,492,760	1,492,760	1,492,760	1,396,759	96,001	87,141
Transferuri din bugetele locale pentru finantarea unitatilor de asistenta sociala si medico-sociale	510139		1,287,000	945,500	1,287,000	1,287,000	894,000	393,000	894,000
TITLUL VII ALTE TRANSFERURI (cod 55.01+ 55.02)	55F	17,000	76,100	76,100	76,100	76,100	17,000	59,100	17,000
Transferuri interne (55.01.18+55.01.63+55.01.65)	5501F		59,100	59,100	59,100	59,100		59,100	
Alte transferuri curente interne	550118		59,100	59,100	59,100	59,100		59,100	
B. Transferuri curente in strainatate (catre organizatii	5502	17,000	17,000	17,000	17,000	17,000	17,000		17,000

A	B	1	2	3	4	5	6	7=5-6	8
internationale) (cod 55.02.01+55.02.04)									
Contributii si cotizatii la organisme internationale	550201	17,000	17,000	17,000	17,000	17,000	17,000		17,000
TITLUL IX ASISTENTA SOCIALA (cod 57.02)	57	6,574,000	55,645,200	48,457,200	55,645,200	55,645,200	41,616,316	14,028,884	41,848,391
Ajutoare sociale (cod 57.02.01 la 57.02.05)	5702	6,574,000	55,645,200	48,457,200	55,645,200	55,645,200	41,616,316	14,028,884	41,848,391
Ajutoare sociale in numerar	570201	5,000	32,142,200	29,142,200	32,142,200	32,142,200	27,419,790	4,722,410	27,478,450
Ajutoare sociale in natura	570202	6,569,000	23,503,000	19,315,000	23,503,000	23,503,000	14,196,526	9,306,474	14,369,941
TITLUL XI ALTE CHELTUIEL (cod 59.01+59.02+59.08+59.11+59.12+59.15+59.17+59.20+59.22+59.25+59.30+59.35)	59	16,183,000	16,615,000	13,444,750	16,615,000	16,615,000	12,169,124	4,445,876	12,265,374
Burse	5901		216,000	161,000	216,000	216,000	117,152	98,848	117,152
Asociatii si fundatii	5911	1,412,500	1,412,500	1,079,250	1,412,500	1,412,500	864,066	548,434	914,456
Sustinerea cultelor	5912	1,000,000	1,000,000	760,000	1,000,000	1,000,000	612,947	387,053	612,947
Contributii la salarizarea personalului neclerical	5915	10,528,000	10,528,000	8,522,000	10,528,000	10,528,000	8,459,517	2,068,483	8,459,517
Despagubiri civile	5917	24,500	240,500	240,500	240,500	240,500	194,052	46,448	239,912
Sume destinate finantarii programelor sportive realizate de structurile sportive de drept privat	5920	2,839,000	2,839,000	2,339,000	2,839,000	2,839,000	1,745,445	1,093,555	1,745,445
Actiuni cu caracter stiintific si social-cultural	5922	379,000	379,000	343,000	379,000	379,000	175,945	203,055	175,945
TITLUL XIX PLATI EFECTUATE IN ANII PRECEDENTI SI RECUPERATE IN ANUL CURENT(85.01)	85F	-151,510	-198,600	-192,050	-308,573	-308,573	-308,573		
Plati efectuate in anii precedenti si recuperate in anul curent (cod 85.01.01)	8501F	-151,510	-198,600	-192,050	-308,573	-308,573	-308,573		
Plati efectuate in anii precedenti si recuperate in anul curent in sectiunea de functionare a bugetului local	850101	-151,510	-198,600	-192,050	-308,573	-308,573	-308,573		
SECTIUNEA DE DEZVOLTARE (cod 51+55+56+58+70+81+85)	D	49,400,310	53,009,380	38,435,280	53,003,860	53,003,860	10,047,218	42,956,642	21,617,761
TITLUL VI TRANSFERURI INTRE UNITATI ALE ADMINISTRATIEI PUBLICE (cod 51.02)	51D	1,438,070	1,438,070	1,408,070	1,438,070	1,438,070	326,489	1,111,581	326,489
Transferuri de capital (cod 51.02.12+51.02.28+51.02.29)	5102	1,438,070	1,438,070	1,408,070	1,438,070	1,438,070	326,489	1,111,581	326,489
Transfer de capital pt finantarea aparaturii medicale de urgenta	510208	135,000	135,000	135,000	135,000	135,000	135,000		135,000
Transferuri pentru finantarea investitiilor la spitale	510212	1,296,070	1,296,070	1,266,070	1,296,070	1,296,070	184,489	1,111,581	184,489
Alte transferuri de capital catre institutii publice	510229	7,000	7,000	7,000	7,000	7,000	7,000		7,000
TITLUL VII ALTE TRANSFERURI (cod 55.01)	55D	2,232,500	2,232,500	2,194,700	2,232,500	2,232,500	103,200	2,129,300	
A. Transferuri interne (cod 55.01.03+55.01.07 la 55.01.10 +55.01.12 + 55.01.13 +55.01.15+55.01.28+55.01.42+55.01.56)	5501D	2,232,500	2,232,500	2,194,700	2,232,500	2,232,500	103,200	2,129,300	

A	B	1	2	3	4	5	6	7=5-6	8
Programe de dezvoltare	550113	2,232,500	2,232,500	2,194,700	2,232,500	2,232,500	103,200	2,129,300	
Titlul VIII PROIECTE CU FINANTARE DIN FONDURI EXTERNE NERAMBURSABILE (FEN) POSTADERARE (cod 56.01 la 56.05+cod 56.07+56.08+56.11+56.15 la 56.18 +56.25+56.27+56.28+56.40)	56	92,000	92,000	92,000	92,000	92,000	31,095	60,905	7,505,925
Programe din Fondul European de Dezvoltare Regionala (FEDR) (cod 56.01.01 la 56.01.03)	5601	92,000	92,000	92,000	92,000	92,000	31,095	60,905	7,505,925
Cheltuieli neeligibile*)	560103	92,000	92,000	92,000	92,000	92,000	31,095	60,905	7,505,925
TITLUL X Proiecte cu finantare din fonduri externe nerambursabile aferente cadrului financiar 2014-2020 (cod 58.01 la 58.05+58.11+58.12+58.15+58.16+58.30)	58	9,299,330	9,299,330	9,299,330	9,299,330	9,299,330	924	9,298,406	924
Programe din Fondul European de Dezvoltare Regionala (FEDR) (cod 58.01.01 la 58.01.03)	5801	9,254,330	9,254,330	9,254,330	9,254,330	9,254,330		9,254,330	
Finantarea nationala	580101	1,388,330	1,388,330	1,388,330	1,388,330	1,388,330		1,388,330	
Finantarea externa nerambursabila	580102	7,866,000	7,866,000	7,866,000	7,866,000	7,866,000		7,866,000	
Alte programe comunitare finantate in perioada 2014-2020 (cod 58.15.01 la 58.15.03)	5815	45,000	45,000	45,000	45,000	45,000	924	44,076	924
Finantarea nationala	581501	9,000	9,000	9,000	9,000	9,000	924	8,076	924
Finantarea externa nerambursabila	581502	36,000	36,000	36,000	36,000	36,000		36,000	
CHELTUIELI DE CAPITAL ((cod 71+72+75)	70	36,338,410	39,947,480	25,441,180	39,947,480	39,947,480	9,591,030	30,356,450	13,784,423
TITLUL XIII ACTIVE NEFINANCIARE (cod 71.01 + 71.03)	71	36,338,410	39,947,480	25,441,180	39,947,480	39,947,480	9,591,030	30,356,450	13,784,423
Active fixe (cod 71.01.01 la 71.01.03+71.01.30)	7101	35,398,110	37,415,630	23,442,530	37,415,630	37,415,630	9,407,815	28,007,815	4,566,032
Constructii	710101	26,523,860	26,971,760	16,283,460	26,971,760	26,971,760	8,107,622	18,864,138	2,292,528
Masini, echipamente si mijloace de transport	710102	256,000	1,346,950	1,153,950	1,346,950	1,346,950	538,359	808,591	1,343,867
Mobilier, aparatura birotica si alte active corporale	710103	3,739,900	3,815,500	1,081,500	3,815,500	3,815,500	450,528	3,364,972	824,085
Alte active fixe	710130	4,878,350	5,281,420	4,923,620	5,281,420	5,281,420	311,306	4,970,114	105,552
Reparatii capitale aferente activelor fixe	7103	940,300	2,531,850	1,998,650	2,531,850	2,531,850	183,215	2,348,635	9,218,391
TITLUL XIX PLATI EFECTUATE IN ANII PRECEDENTI SI RECUPERATE IN ANUL CURENT (85.01)	85				-5,520	-5,520	-5,520		
Plati efectuate in anii precedenti si recuperate in anul curent (cod 85.01.02+85.01.05)	8501				-5,520	-5,520	-5,520		
Plati efectuate in anii precedenti si recuperate in anul curent in sectiunea de dezvoltare a bugetului local	850102				-5,520	-5,520	-5,520		
TITLUL VI TRANSFERURI INTRE UNITATI ALE	51	9,026,830	10,373,830	8,719,580	10,373,830	10,373,830	7,445,498	2,928,332	6,135,880

A	B	1	2	3	4	5	6	7=5-6	8
ADMINISTRATIEI PUBLICE (cod 51.01+51.02)									
TITLUL VII ALTE TRANSFERURI (cod 55.01+55.02)	55	2,249,500	2,308,600	2,270,800	2,308,600	2,308,600	120,200	2,188,400	17,000
A. CHELTUIELILE CURENTE (10+20+30+40+50+51+55+56+58+57+59)	01	96,111,160	275,914,480	229,044,950	264,976,880	264,976,880	191,826,441	73,150,439	202,256,453
TITLUL XIX PLATI EFECTUATE IN ANII PRECEDENTI SI RECUPERATE IN ANUL CURENT (85.01)	85	-151,510	-198,600	-192,050	-314,093	-314,093	-314,093		


*) Se inscriu denumirea si simbolul capitolelor din bugetul aprobat detaliate pe titluri , articole, alineate, pe structura clasificatiei economice

(bugetele locale, bugetul creditelor externe, bugetul creditelor interne, bugetul fondurilor externe nerambursabile - sursa D, institutii finantate integral sau partial din venituri proprii/activitati finantate integral din veniturii proprii)

NOTA: Sumele inscrise in col. 6 "Plati efectuate" cu semnul minus la Titlul 85, art. 85.01 "Plati efectuate din precedenti si recuperate in anul curent", se inscriu si pe col. 4 "Angajamente bugetare" si col. 5 "Angajamente legale" la acelasi cod tot cu semnul minus , astfel incat in col. 7 "Angajamente legale de platit" sa nu fie raportate sume.

Conducatorul institutiei

MARC TIBERIU



Conducatorul compartimentului

financiar-contabil

MARUSCA LEONTINA LUCICA

CONTUL DE EXECUTIE AL INSTITUTIILOR PUBLICE - CHELTUIELI

la data de 30.09.2017

Cod 21 Capitol 5002

Subcapitol

-lei-

DENUMIREA INDICATORILOR*)	Cod indicator	Credite de angajament	Credite bugetare		Angajamente bugetare	Angajamente legale	Plati efectuate	Angajamente legale de platit	Cheltuieli efective
			anuale aprobate la finele perioadei de raportare	trimestriale cumulate					
A	B	1	2	3	4	5	6	7=5-6	8
TOTAL CHELTUIELI(SECTIUNEA DE FUNCTIONARE+SECTIUNEA DE DEZVOLTARE)		124,018,810	190,555,040	159,114,150	185,925,900	185,925,900	112,217,242	73,708,658	124,703,020
SECTIUNEA DE FUNCTIONARE (cod 01+79+85)	F	75,007,500	141,551,730	123,824,940	136,928,110	136,928,110	102,953,960	33,974,150	104,824,813
CHELTUIELI CURENTE (10+20+30+40+50+51SF+55SF+57+59)	01F	75,159,010	141,750,330	124,016,990	137,201,510	137,201,510	103,227,360	33,974,150	104,824,813
TITLUL I CHELTUIELI DE PERSONAL (cod 10.01 la10.03)	10	30,915,540	39,067,540	35,839,390	39,067,540	39,067,540	31,819,780	7,247,760	32,527,303
Cheltuieli salariale in bani (cod 10.01.01+10.01.03 la 10.01.08 +10.01.10 la 10.01.16 +10.01.30)	1001	25,129,530	31,811,230	29,175,510	31,811,230	31,811,230	25,974,596	5,836,634	26,528,791
Salarii de baza	100101	21,779,140	27,303,440	25,040,390	27,303,440	27,303,440	22,177,529	5,125,911	22,556,545
Sporuri pentru conditii de munca	100105	1,302,100	1,839,800	1,769,800	1,839,800	1,839,800	1,632,574	207,226	1,620,344
Alte sporuri	100106	307,800	661,000	650,500	661,000	661,000	580,316	80,684	576,340
Fond pentru posturi ocupate prin cumul	100110	33,900	80,900	80,900	80,900	80,900	60,492	20,408	58,454
Fond aferent platii cu ora	100111	549,000	549,000	498,000	549,000	549,000	454,832	94,168	379,286
Indemnizatii platite unor persoane din afara unitatii	100112	744,000	768,000	584,000	768,000	768,000	543,532	224,468	562,723
Indemnizatii de delegare	100113	58,100	67,100	55,100	67,100	67,100	36,501	30,599	36,540
Alte drepturi salariale in bani	100130	355,490	541,990	496,820	541,990	541,990	488,820	53,170	738,559
Cheltuieli salariale in natura (cod 10.02.01 la 10.02.06+10.02.30)	1002	43,000	43,000	39,000	43,000	43,000	26,177	16,823	30,460
Transportul la si de la locul de munca	100205	43,000	43,000	39,000	43,000	43,000	26,177	16,823	30,460
Contributii (cod 10.03.01 la 10.03.06)	1003	5,743,010	7,213,310	6,624,880	7,213,310	7,213,310	5,819,007	1,394,303	5,968,052
Contributii de asigurari sociale de stat	100301	4,018,590	4,989,090	4,563,120	4,989,090	4,989,090	4,102,652	886,438	4,196,660
Contributii de asigurari de somaj	100302	133,140	167,940	154,190	167,940	167,940	126,791	41,149	142,911

A	B	1	2	3	4	5	6	7=5-6	8
Contributii de asigurari sociale de sanatate	100303	1,299,090	1,641,290	1,512,670	1,641,290	1,641,290	1,335,333	305,957	1,327,596
Contributii de asigurari pentru accidente de munca si boli profesionale	100304	46,980	58,780	54,690	58,780	58,780	40,904	17,876	53,231
Contributii pentru concedii si indemnizatii	100306	245,210	356,210	340,210	356,210	356,210	213,327	142,883	247,654
TITLUL II BUNURI SI SERVICII (cod 20.01 la 20.06+20.09 la 20.16+20.18 la 20.25+20.27+20.30)	20	14,259,710	19,502,710	17,732,010	17,732,010	17,732,010	10,949,243	6,782,767	12,866,326
Bunuri si servicii (cod 20.01.01 la 20.01.09+20.01.30)	2001	2,690,400	4,427,100	4,197,800	4,197,800	4,197,800	3,309,256	888,544	3,898,423
Furnituri de birou	200101	93,900	130,900	118,550	118,550	118,550	58,405	60,145	138,060
Materiale pentru curatenie	200102	135,000	363,000	352,100	352,100	352,100	265,758	86,342	376,299
Incalzit, iluminat si forta motrica	200103	1,056,700	1,794,700	1,697,200	1,697,200	1,697,200	1,386,800	310,400	1,557,671
Apa, canal si salubritate	200104	136,950	248,950	244,900	244,900	244,900	209,543	35,357	221,186
Carburanti si lubrifianti	200105	183,500	184,500	171,000	171,000	171,000	86,033	84,967	203,956
Piese de schimb	200106	31,440	37,440	34,250	34,250	34,250	23,370	10,880	20,436
Transport	200107		71,000	71,000	71,000	71,000	50,274	20,726	57,456
Posta, telecomunicatii, radio, tv, internet	200108	185,460	242,160	210,350	210,350	210,350	165,941	44,409	166,950
Materiale si prestari de servicii cu caracter functional	200109	398,200	660,200	634,200	634,200	634,200	511,608	122,592	547,432
Alte bunuri si servicii pentru intretinere si functionare	200130	469,250	694,250	664,250	664,250	664,250	551,524	112,726	608,977
Reparatii curente	2002	6,387,680	6,684,680	5,809,880	5,809,880	5,809,880	1,715,612	4,094,268	1,827,921
Hrana (cod 20.03.01+20.03.02)	2003	1,475,700	3,006,500	3,004,600	3,004,600	3,004,600	2,254,337	750,263	2,801,484
Hrana pentru oameni	200301	1,475,470	3,005,070	3,003,170	3,003,170	3,003,170	2,252,913	750,257	2,794,669
Hrana pentru animale	200302	230	1,430	1,430	1,430	1,430	1,424	6	6,815
Medicamente si materiale sanitare (cod 20.04.01 la 20.04.04)	2004	61,300	369,300	369,300	369,300	369,300	300,140	69,160	387,731
Medicamente	200401	30,800	196,800	196,800	196,800	196,800	171,588	25,212	211,508
Materiale sanitare	200402	19,400	139,400	139,400	139,400	139,400	112,242	27,158	149,148
Dezinfectanti	200404	11,100	33,100	33,100	33,100	33,100	16,310	16,790	27,075
Bunuri de natura obiectelor de inventar (cod 20.05.01+20.05.03+20.05.30)	2005	440,500	623,500	618,500	618,500	618,500	346,290	272,210	960,564
Uniforme si echipament	200501		5,000	5,000	5,000	5,000	540	4,460	208,486
Lenjerie si accesorii de pat	200503		1,000	1,000	1,000	1,000	553	447	131,149
Alte obiecte de inventar	200530	440,500	617,500	612,500	612,500	612,500	345,197	267,303	620,929
Deplasari, detasari, transferari (cod 20.06.01+20.06.02)	2006	259,400	344,400	322,300	322,300	322,300	308,683	13,617	305,229
Deplasari interne, detasari, transferari	200601	254,400	339,400	317,300	317,300	317,300	305,359	11,941	301,904
Deplasari in strainatate	200602	5,000	5,000	5,000	5,000	5,000	3,324	1,676	3,325

A	B	1	2	3	4	5	6	7=5-6	8
Carti, publicatii si materiale documentare	2011	225,500	225,500	144,250	144,250	144,250	124,720	19,530	29,460
Pregatire profesionala	2013	92,560	115,060	113,060	113,060	113,060	75,456	37,604	75,000
Protectia muncii	2014	7,050	7,050	7,050	7,050	7,050	4,330	2,720	5,008
Reabilitare infrastructura program inundatii pentru autoritati publice locale	2020	85,000	85,000	40,000	40,000	40,000		40,000	
Alte cheltuieli (cod 20.30.01 la 20.30.04+20.30.06+20.30.07+20.30.09+20.30.30)	2030	2,534,620	3,614,620	3,105,270	3,105,270	3,105,270	2,510,419	594,851	2,575,506
Reclama si publicitate	203001	40,000	40,000	40,000	40,000	40,000	19,987	20,013	19,010
Protocol si reprezentare	203002	2,000	2,000	1,500	1,500	1,500	885	615	878
Prime de asigurare non-viata	203003	8,000	8,000	7,000	7,000	7,000	4,959	2,041	4,782
Prestari servicii pentru transmiterea drepturilor	203006		327,000	245,000	245,000	245,000	238,648	6,352	238,331
Fondul Presedintelui/Fondul conducatorului institutiei publice	203007	4,000	4,000	3,000	3,000	3,000	1,685	1,315	1,620
Alte cheltuieli cu bunuri si servicii	203030	2,480,620	3,233,620	2,808,770	2,808,770	2,808,770	2,244,255	564,515	2,310,885
TITLUL V FONDURI DE REZERVA (cod 50.04)	50		2,778,120	1,935,130					
Fond de rezerva bugetara la dispozitia autoritatilor locale	5004		2,778,120	1,935,130					
TITLUL VI TRANSFERURI INTRE UNITATI ALE ADMINISTRATIEI PUBLICE (cod 51.01) (cod 51.01)	51F	7,588,760	8,935,760	7,311,510	8,935,760	8,935,760	7,119,009	1,816,751	5,809,391
Transferuri curente (cod 51.01.01+51.01.03+51.01.05+51.01.14+51.01.15+51.01.24+51.01.26+51.01.31+51.01.39+51.01.46+51.01.49+51.01.60+51.01.61+51.01.64)	5101	7,588,760	8,935,760	7,311,510	8,935,760	8,935,760	7,119,009	1,816,751	5,809,391
Transferuri catre institutii publice	510101	6,156,000	6,156,000	4,873,250	6,156,000	6,156,000	4,828,250	1,327,750	4,828,250
Transferuri din bugetele consiliilor locale si judetene pentru acordarea unor ajutoare	510124	1,432,760	1,492,760	1,492,760	1,492,760	1,492,760	1,396,759	96,001	87,141
Transferuri din bugetele locale pentru finantarea unitatilor de asistenta sociala si medico-sociale	510139		1,287,000	945,500	1,287,000	1,287,000	894,000	393,000	894,000
TITLUL VII ALTE TRANSFERURI (cod 55.01+ 55.02)	55F	17,000	17,000	17,000	17,000	17,000	17,000		17,000
B. Transferuri curente in strainatate (catre organizatii internationale) (cod 55.02.01+55.02.04)	5502	17,000	17,000	17,000	17,000	17,000	17,000		17,000
Contributii si cotizatii la organisme internationale	550201	17,000	17,000	17,000	17,000	17,000	17,000		17,000
TITLUL IX ASISTENTA SOCIALA (cod 57.02)	57	6,574,000	55,645,200	48,457,200	55,645,200	55,645,200	41,616,316	14,028,884	41,848,391
Ajutoare sociale (cod 57.02.01 la 57.02.05)	5702	6,574,000	55,645,200	48,457,200	55,645,200	55,645,200	41,616,316	14,028,884	41,848,391
Ajutoare sociale in numerar	570201	5,000	32,142,200	29,142,200	32,142,200	32,142,200	27,419,790	4,722,410	27,478,450
Ajutoare sociale in natura	570202	6,569,000	23,503,000	19,315,000	23,503,000	23,503,000	14,196,526	9,306,474	14,369,941


A	B	1	2	3	4	5	6	7=5-6	8
TITLUL XI ALTE CHELTUIELI (cod 59.01+59.02+59.08+59.11+59.12+59.15+59.17+59.20+59.22+59.25+59.30+59.35)	59	15,804,000	15,804,000	12,724,750	15,804,000	15,804,000	11,706,012	4,097,988	11,756,402
Asociatii si fundatii	5911	1,412,500	1,412,500	1,079,250	1,412,500	1,412,500	864,066	548,434	914,456
Sustinerea cultelor	5912	1,000,000	1,000,000	760,000	1,000,000	1,000,000	612,947	387,053	612,947
Contributii la salarizarea personalului neclerical	5915	10,528,000	10,528,000	8,522,000	10,528,000	10,528,000	8,459,517	2,068,483	8,459,517
Despagubiri civile	5917	24,500	24,500	24,500	24,500	24,500	24,037	463	24,037
Sume destinate finantarii programelor sportive realizate de structurile sportive de drept privat	5920	2,839,000	2,839,000	2,339,000	2,839,000	2,839,000	1,745,445	1,093,555	1,745,445
TITLUL XIX PLATI EFECTUATE IN ANII PRECEDENTI SI RECUPERATE IN ANUL CURENT(85.01)	85F	-151,510	-198,600	-192,050	-273,400	-273,400	-273,400		
Plati efectuate in anii precedenti si recuperate in anul curent (cod 85.01.01)	8501F	-151,510	-198,600	-192,050	-273,400	-273,400	-273,400		
Plati efectuate in anii precedenti si recuperate in anul curent in sectiunea de functionare a bugetului local	850101	-151,510	-198,600	-192,050	-273,400	-273,400	-273,400		
SECTIUNEA DE DEZVOLTARE (cod 51+55+56+58+70+81+85)	D	49,011,310	49,003,310	35,289,210	48,997,790	48,997,790	9,263,282	39,734,508	19,878,207
TITLUL VI TRANSFERURI INTRE UNITATI ALE ADMINISTRATIEI PUBLICE (cod 51.02)	51D	1,438,070	1,438,070	1,408,070	1,438,070	1,438,070	326,489	1,111,581	326,489
Transferuri de capital (cod 51.02.12+51.02.28+51.02.29)	5102	1,438,070	1,438,070	1,408,070	1,438,070	1,438,070	326,489	1,111,581	326,489
Transfer de capital pt finantarea aparaturii medicale de urgenta	510208	135,000	135,000	135,000	135,000	135,000	135,000		135,000
Transferuri pentru finantarea investitiilor la spitale	510212	1,296,070	1,296,070	1,266,070	1,296,070	1,296,070	184,489	1,111,581	184,489
Alte transferuri de capital catre institutii publice	510229	7,000	7,000	7,000	7,000	7,000	7,000		7,000
TITLUL VII ALTE TRANSFERURI (cod 55.01)	55D	2,232,500	2,232,500	2,194,700	2,232,500	2,232,500	103,200	2,129,300	
A. Transferuri interne (cod 55.01.03+55.01.07 la 55.01.10 +55.01.12 + 55.01.13 +55.01.15+55.01.28+55.01.42+55.01.56)	5501D	2,232,500	2,232,500	2,194,700	2,232,500	2,232,500	103,200	2,129,300	
Programe de dezvoltare	550113	2,232,500	2,232,500	2,194,700	2,232,500	2,232,500	103,200	2,129,300	
Titlul VIII PROIECTE CU FINANTARE DIN FONDURI EXTERNE NERAMBURSABILE (FEN) POSTADERARE (cod 56.01 la 56.05+cod 56.07+56.08+56.11+56.15 la 56.18 +56.25+56.27+56.28+56.40)	56	92,000	92,000	92,000	92,000	92,000	31,095	60,905	7,505,925
Programe din Fondul European de Dezvoltare Regionala (FEDR) (cod 56.01.01 la 56.01.03)	5601	92,000	92,000	92,000	92,000	92,000	31,095	60,905	7,505,925
Cheltuieli neeligibile*)	560103	92,000	92,000	92,000	92,000	92,000	31,095	60,905	7,505,925

A	B	1	2	3	4	5	6	7=5-6	8
TITLUL X Proiecte cu finantare din fonduri externe nerambursabile aferente cadrului financiar 2014-2020 (cod 58.01 la 58.05+58.11+58.12+58.15+58.16+58.30)	58	9,299,330	9,299,330	9,299,330	9,299,330	9,299,330	924	9,298,406	924
Programe din Fondul European de Dezvoltare Regionala (FEDR) (cod 58.01.01 la 58.01.03)	5801	9,254,330	9,254,330	9,254,330	9,254,330	9,254,330		9,254,330	
Finantarea nationala	580101	1,388,330	1,388,330	1,388,330	1,388,330	1,388,330		1,388,330	
Finantarea externa nerambursabila	580102	7,866,000	7,866,000	7,866,000	7,866,000	7,866,000		7,866,000	
Alte programe comunitare finantate in perioada 2014-2020 (cod 58.15.01 la 58.15.03)	5815	45,000	45,000	45,000	45,000	45,000	924	44,076	924
Finantarea nationala	581501	9,000	9,000	9,000	9,000	9,000	924	8,076	924
Finantarea externa nerambursabila	581502	36,000	36,000	36,000	36,000	36,000		36,000	
CHELTUIELI DE CAPITAL ((cod 71+72+75)	70	35,949,410	35,941,410	22,295,110	35,941,410	35,941,410	8,807,094	27,134,316	12,044,869
TITLUL XIII ACTIVE NEFINANCIARE (cod 71.01 + 71.03)	71	35,949,410	35,941,410	22,295,110	35,941,410	35,941,410	8,807,094	27,134,316	12,044,869
Active fixe (cod 71.01.01 la 71.01.03+71.01.30)	7101	35,069,110	35,061,110	21,414,810	35,061,110	35,061,110	8,792,768	26,268,342	2,826,478
Constructii	710101	26,523,860	26,523,860	15,835,560	26,523,860	26,523,860	8,107,622	18,416,238	2,164,612
Masini, echipamente si mijloace de transport	710102	256,000	256,000	220,000	256,000	256,000	131,980	124,020	430,318
Mobilier, aparatura birotica si alte active corporale	710103	3,417,900	3,417,900	695,900	3,417,900	3,417,900	402,758	3,015,142	172,471
Alte active fixe	710130	4,871,350	4,863,350	4,663,350	4,863,350	4,863,350	150,408	4,712,942	59,077
Reparatii capitale aferente activelor fixe	7103	880,300	880,300	880,300	880,300	880,300	14,326	865,974	9,218,391
TITLUL XIX PLATI EFECTUATE IN ANII PRECEDENTI SI RECUPERATE IN ANUL CURENT (85.01)	85				-5,520	-5,520	-5,520		
Plati efectuate in anii precedenti si recuperate in anul curent (cod 85.01.02+85.01.05)	8501				-5,520	-5,520	-5,520		
Plati efectuate in anii precedenti si recuperate in anul curent in sectiunea de dezvoltare a bugetului local	850102				-5,520	-5,520	-5,520		
TITLUL VI TRANSFERURI INTRE UNITATI ALE ADMINISTRATIEI PUBLICE (cod 51.01+51.02)	51	9,026,830	10,373,830	8,719,580	10,373,830	10,373,830	7,445,498	2,928,332	6,135,880
TITLUL VII ALTE TRANSFERURI (cod 55.01+55.02)	55	2,249,500	2,249,500	2,211,700	2,249,500	2,249,500	120,200	2,129,300	17,000
A. CHELTUIELILE CURENTE (10+20+30+40+50+51+55+56+58+57+59)	01	88,220,910	154,812,230	137,011,090	150,263,410	150,263,410	103,689,068	46,574,342	112,658,151
TITLUL XIX PLATI EFECTUATE IN ANII PRECEDENTI SI RECUPERATE IN ANUL CURENT (85.01)	85	-151,510	-198,600	-192,050	-278,920	-278,920	-278,920		

*) Se inscriu denumirea si simbolul capitolelor din bugetul aprobat detaliate pe titluri , articole, alineate, pe structura clasificatiei economice (bugetele locale, bugetul creditelor externe, bugetul creditelor interne, bugetul fondurilor externe nerambursabile - sursa D, institutii finantate integral sau partial din venituri proprii/activitati finantate integral din veniturii proprii)
NOTA: Sumele inscrise in col. 6 "Plati efectuate" cu semnul minus la Titlul 85, art. 85.01 "Plati efectuate din precedenti si recuperate in anul curent", se inscriu si pe col. 4 "Angajamente bugetare" si col. 5 "Angajamente legale" la acelasi cod tot cu semnul minus , astfel incat in col. 7 "Angajamente legale de platit" sa nu fie raportate sume.

Conducatorul institutiei

MARC TIBERIU



Conducatorul compartimentului
financiar-contabil

MARUSCA LEONTINA LUCICA

CONTUL DE EXECUTIE AL INSTITUTIILOR PUBLICE - CHELTUIELI

la data de 30.09.2017

Cod 21 Capitol 5010

Subcapitol

-lei-

DENUMIREA INDICATORILOR*)	Cod indicator	Credite de angajament	Credite bugetare		Angajamente bugetare	Angajamente legale	Plati efectuate	Angajamente legale de platit	Cheltuieli efective
			anuale aprobate la finele perioadei de raportare	trimestriale cumulate					
A	B	1	2	3	4	5	6	7=5-6	8
TOTAL CHELTUIELI(SECTIUNEA DE FUNCTIONARE+SECTIUNEA DE DEZVOLTARE)		8,279,250	125,108,320	95,179,930	118,684,367	118,684,367	88,886,136	29,798,231	91,337,856
SECTIUNEA DE FUNCTIONARE (cod 01+79+85)	F	7,890,250	121,102,250	92,033,860	114,678,297	114,678,297	88,102,200	26,576,097	89,598,302
CHELTUIELI CURENTE (10+20+30+40+50+51SF+55SF+57+59)	01F	7,890,250	121,102,250	92,033,860	114,713,470	114,713,470	88,137,373	26,576,097	89,598,302
TITLUL I CHELTUIELI DE PERSONAL (cod 10.01 la 10.03)	10	5,175,450	90,410,450	67,821,840	90,410,450	90,410,450	66,471,853	23,938,597	67,171,750
Cheltuieli salariale in bani (cod 10.01.01+10.01.03 la 10.01.08 +10.01.10 la 10.01.16 +10.01.30)	1001	4,223,970	71,010,970	53,593,010	71,010,970	71,010,970	52,691,659	18,319,311	53,296,693
Salarii de baza	100101	4,022,090	44,142,090	33,520,430	44,142,090	44,142,090	33,123,281	11,018,809	33,754,295
Sporuri pentru conditii de munca	100105	136,550	12,746,550	9,715,390	12,746,550	12,746,550	9,512,021	3,234,529	9,540,992
Alte sporuri	100106	7,690	7,917,690	5,822,550	7,917,690	7,917,690	5,636,792	2,280,898	5,593,306
Fond de premii	100108	18,000	18,000	18,000	18,000	18,000		18,000	13,015
Fond aferent platii cu ora	100111	17,000	5,617,000	4,086,000	5,617,000	5,617,000	4,038,488	1,578,512	4,026,895
Indemnizatii platite unor persoane din afara unitatii	100112		545,000	410,000	545,000	545,000	376,775	168,225	363,888
Indemnizatii de delegare	100113	22,640	24,640	20,640	24,640	24,640	4,302	20,338	4,302
Cheltuieli salariale in natura (cod 10.02.01 la 10.02.06+10.02.30)	1002		3,440,000	2,130,000	3,440,000	3,440,000	1,858,319	1,581,681	1,858,319
Tichete de masa	100201		3,440,000	2,130,000	3,440,000	3,440,000	1,858,319	1,581,681	1,858,319
Contributii (cod 10.03.01 la 10.03.06)	1003	951,480	15,959,480	12,098,830	15,959,480	15,959,480	11,921,875	4,037,605	12,016,738
Contributii de asigurari sociale de stat	100301	659,080	11,159,080	8,448,860	11,159,080	11,159,080	8,338,951	2,820,129	8,404,363
Contributii de asigurari de somaj	100302	22,500	346,500	265,250	346,500	346,500	257,322	89,178	259,501
Contributii de asigurari sociale de sanatate	100303	222,650	3,662,650	2,778,100	3,662,650	3,662,650	2,738,393	924,257	2,760,149

A	B	1	2	3	4	5	6	7=5-6	8
Contributii de asigurari pentru accidente de munca si boli profesionale	100304	9,760	189,760	150,480	189,760	189,760	141,398	48,362	142,390
Contributii pentru concedii si indemnizatii	100306	37,490	601,490	456,140	601,490	601,490	445,811	155,679	450,335
TITLUL II BUNURI SI SERVICII (cod 20.01 la 20.06+20.09 la 20.16+20.18 la 20.25+20.27+20.30)	20	2,335,800	29,821,700	23,432,920	23,432,920	23,432,920	21,202,408	2,230,512	21,917,580
Bunuri si servicii (cod 20.01.01 la 20.01.09+20.01.30)	2001	751,090	9,151,990	7,237,250	7,237,250	7,237,250	6,239,964	997,286	6,299,394
Furnituri de birou	200101	22,800	297,800	225,900	225,900	225,900	186,541	39,359	194,718
Materiale pentru curatenie	200102	13,700	663,700	546,300	546,300	546,300	448,368	97,932	474,495
Incalzit, iluminat si forta motrica	200103	247,500	2,227,500	1,595,500	1,595,500	1,595,500	1,396,018	199,482	1,412,307
Apa, canal si salubritate	200104	22,200	665,200	500,650	500,650	500,650	414,223	86,427	468,532
Carburanti si lubrifianti	200105	42,000	102,000	83,000	83,000	83,000	51,935	31,065	56,692
Piese de schimb	200106	8,500	1,013,400	653,400	653,400	653,400	429,461	223,939	381,572
Transport	200107	93,000	153,000	124,000	124,000	124,000	82,230	41,770	82,749
Posta, telecomunicatii, radio, tv, internet	200108	55,390	215,390	172,400	172,400	172,400	141,692	30,708	149,405
Materiale si prestari de servicii cu caracter functional	200109	214,500	1,382,500	1,272,000	1,272,000	1,272,000	1,071,380	200,620	1,037,283
Alte bunuri si servicii pentru intretinere si functionare	200130	31,500	2,431,500	2,064,100	2,064,100	2,064,100	2,018,116	45,984	2,041,641
Reparatii curente	2002	19,000	469,000	320,000	320,000	320,000	182,661	137,339	174,811
Hrana (cod 20.03.01+20.03.02)	2003	72,000	1,522,000	1,063,000	1,063,000	1,063,000	960,252	102,748	1,006,693
Hrana pentru oameni	200301	72,000	1,522,000	1,063,000	1,063,000	1,063,000	960,252	102,748	1,006,693
Medicamente si materiale sanitare (cod 20.04.01 la 20.04.04)	2004	98,000	15,875,000	12,612,000	12,612,000	12,612,000	12,073,876	538,124	13,212,620
Medicamente	200401	91,000	8,326,000	6,626,000	6,626,000	6,626,000	6,379,517	246,483	7,156,884
Materiale sanitare	200402	7,000	3,207,000	2,336,000	2,336,000	2,336,000	2,289,131	46,869	2,415,279
Reactivi	200403		3,880,000	3,290,000	3,290,000	3,290,000	3,135,980	154,020	3,309,225
Dezinfectanti	200404		462,000	360,000	360,000	360,000	269,248	90,752	331,232
Bunuri de natura obiectelor de inventar (cod 20.05.01+20.05.03+20.05.30)	2005	87,760	1,085,760	824,760	824,760	824,760	591,010	233,750	21,038
Uniforme si echipament	200501	1,000	51,000	51,000	51,000	51,000	29,075	21,925	
Lenjerie si accesorii de pat	200503	2,000	72,000	72,000	72,000	72,000	28,148	43,852	
Alte obiecte de inventar	200530	84,760	962,760	701,760	701,760	701,760	533,787	167,973	21,038
Deplasari, detasari, transferari (cod 20.06.01+20.06.02)	2006	93,160	168,160	156,660	156,660	156,660	105,748	50,912	118,577
Deplasari interne, detasari, transferari	200601	72,700	145,700	137,200	137,200	137,200	100,045	37,155	112,874
Deplasari in strainatate	200602	20,460	22,460	19,460	19,460	19,460	5,703	13,757	5,703
Materiale de laborator	2009	6,000	6,000	4,500	4,500	4,500	219	4,281	219

A	B	1	2	3	4	5	6	7=5-6	8
Carti, publicatii si materiale documentare	2011	21,540	37,540	28,000	27,997	27,997	1,028	26,969	1,028
Pregatire profesionala	2013	28,940	127,940	125,440	125,443	125,443	105,516	19,927	96,114
Protectia muncii	2014	9,500	129,500	82,500	82,500	82,500	68,397	14,103	79,182
Reabilitare infrastructura program inundatii pentru autoritati publice locale	2020	32,000	32,000						
Alte cheltuieli (cod 20.30.01 la 20.30.04+20.30.06+20.30.07+20.30.09+20.30.30)	2030	1,116,810	1,216,810	978,810	978,810	978,810	873,737	105,073	907,904
Reclama si publicitate	203001	26,000	66,000	49,500	49,500	49,500	30,465	19,035	32,468
Prime de asigurare non-viata	203003	5,510	5,510	4,510	4,510	4,510	4,064	446	4,064
Alte cheltuieli cu bunuri si servicii	203030	1,085,300	1,145,300	924,800	924,800	924,800	839,208	85,592	871,372
TITLUL VII ALTE TRANSFERURI (cod 55.01+ 55.02)	55F		59,100	59,100	59,100	59,100		59,100	
Transferuri interne (55.01.18+55.01.63+55.01.65)	5501F		59,100	59,100	59,100	59,100		59,100	
Alte transferuri curente interne	550118		59,100	59,100	59,100	59,100		59,100	
TITLUL XI ALTE CHELTUIELI (cod 59.01+59.02+59.08+59.11+59.12+59.15+59.17+59.20+59.22+ 59.25+59.30+59.35)	59	379,000	811,000	720,000	811,000	811,000	463,112	347,888	508,972
Burse	5901		216,000	161,000	216,000	216,000	117,152	98,848	117,152
Despagubiri civile	5917		216,000	216,000	216,000	216,000	170,015	45,985	215,875
Actiuni cu caracter stiintific si social-cultural	5922	379,000	379,000	343,000	379,000	379,000	175,945	203,055	175,945
TITLUL XIX PLATI EFECTUATE IN ANII PRECEDENTI SI RECUPERATE IN ANUL CURENT(85.01)	85F				-35,173	-35,173	-35,173		
Plati efectuate in anii precedenti si recuperate in anul curent (cod 85.01.01)	8501F				-35,173	-35,173	-35,173		
Plati efectuate in anii precedenti si recuperate in anul curent in sectiunea de functionare a bugetului local	850101				-35,173	-35,173	-35,173		
SECTIUNEA DE DEZVOLTARE (cod 51+55+56+58+70+81+85)	D	389,000	4,006,070	3,146,070	4,006,070	4,006,070	783,936	3,222,134	1,739,554
CHELTUIELI DE CAPITAL ((cod 71+72+75)	70	389,000	4,006,070	3,146,070	4,006,070	4,006,070	783,936	3,222,134	1,739,554
TITLUL XIII ACTIVE NEFINANCIARE (cod 71.01 + 71.03)	71	389,000	4,006,070	3,146,070	4,006,070	4,006,070	783,936	3,222,134	1,739,554
Active fixe (cod 71.01.01 la 71.01.03+71.01.30)	7101	329,000	2,354,520	2,027,720	2,354,520	2,354,520	615,047	1,739,473	1,739,554
Constructii	710101		447,900	447,900	447,900	447,900		447,900	127,916
Masini, echipamente si mijloace de transport	710102		1,090,950	933,950	1,090,950	1,090,950	406,379	684,571	913,549
Mobilier, aparatura birotica si alte active corporale	710103	322,000	397,600	385,600	397,600	397,600	47,770	349,830	651,614


A	B	1	2	3	4	5	6	7=5-6	8
Alte active fixe	710130	7,000	418,070	260,270	418,070	418,070	160,898	257,172	46,475
Reparatii capitale aferente activelor fixe	7103	60,000	1,651,550	1,118,350	1,651,550	1,651,550	168,889	1,482,661	
TITLUL VII ALTE TRANSFERURI (cod 55.01+55.02)	55		59,100	59,100	59,100	59,100		59,100	
A. CHELTUIELILE CURENTE (10+20+30+40+50+51+55+56+58+57+59)	01	7,890,250	121,102,250	92,033,860	114,713,470	114,713,470	88,137,373	26,576,097	89,598,302
TITLUL XIX PLATI EFECTUATE IN ANII PRECEDENTI SI RECUPERATE IN ANUL CURENT (85.01)	85				-35,173	-35,173	-35,173		

*) Se inscriu denumirea si simbolul capitolului din bugetul aprobat detaliate pe titluri , articole, alineate, pe structura clasificatiei economice (bugetele locale, bugetul creditelor externe, bugetul creditelor interne, bugetul fondurilor externe nerambursabile - sursa D, institutii finantate integral sau partial din venituri proprii/activitati finantate integral din veniturii proprii)

NOTA: Sumele inscrise in col. 6 "Plati efectuate" cu semnul minus la Titlul 85, art. 85.01 "Plati efectuate din precedenti si recuperate in anul curent", se inscriu si pe col. 4 "Angajamente bugetare" si col. 5 "Angajamente legale" la acelasi cod tot cu semnul minus , astfel incat in col. 7 "Angajamente legale de platit" sa nu fie raportate sume.

Conducatorul institutiei

MARC TIBERIU SALAJ



Conducatorul compartimentului
financiar-contabil

MARUSCA LEONTINA LUCICA

CONTUL DE EXECUTIE

A BUGETULUI INSTITUTIILOR PUBLICE SI ACTIVITATILOR FINANTATE INTEGRAL SAU PARTIAL DIN VENITURI PROPRII (DE SUBORDONARE LOCALA) -VENITURI

la data de 30.09.2017

Cod 20 -lei-

Denumirea indicatorilor	Cod indicator	Prevederi bugetare		Drepturi constatate			Incasari realizate	Stingeri pe alte cai decat incasari	Drepturi constatate de incasat
		anuale aprobate la finele perioadei de raportare	trimestriale cumulate	Total, din care:	din anii precedenti	din anul curent			
A	B	1	2	3=4+5	4	5	6	7	8=3-6-7
TOTAL VENITURI (cod 00.02+00.15+00.16+00.17+45.10+48.10)	000110	125,108,320	95,179,930	92,483,527	6,209,312	86,274,215	91,987,932	-14	495,609
I. VENITURI CURENTE (cod 00.03+00.12)	0002	88,223,610	65,574,160	65,589,268	6,209,312	59,379,956	65,093,673	-14	495,609
C. VENITURI NEFISCALE (cod 00.13+00.14)	2900	88,223,610	65,574,160	65,589,268	6,209,312	59,379,956	65,093,673	-14	495,609
C1. VENITURI DIN PROPRIETATE (cod 30.10+31.10)	3000			10,980	8,932	2,048	2,048		8,932
Venituri din proprietate (cod 30.10.05+30.10.08+30.10.09+30.10.50)	3010			10,980	8,932	2,048	2,048		8,932
Venituri din concesiuni si inchirieri (cod 30.10.05.30)	301005			10,980	8,932	2,048	2,048		8,932
Alte venituri din concesiuni si inchirieri de catre institutiile publice	30100530			10,980	8,932	2,048	2,048		8,932
C2. VANZARI DE BUNURI SI SERVICII (cod 33.10+34.10+35.10+36.10+37.10)	3300	88,223,610	65,574,160	65,578,288	6,200,380	59,377,908	65,091,825	-14	486,677
Venituri din prestari de servicii si alte activitati (cod 33.10.05+33.10.08+33.10.09+33.10.13+ 33.10.14+ 33.10.16+33.10.17+33.10.19 la 33.10.21+33.10.30 la 33.10.32+33.10.50)	3310	87,992,450	65,362,000	65,446,572	6,200,380	59,246,192	64,959,909	-14	486,677
Taxe si alte venituri in invatamant	331005	90,000	37,000	39,265		39,265	39,265		
Venituri din prestari de servicii	331008	55,000	40,000	39,225	10,963	28,262	36,260	-14	2,979
Venituri din serbari si spectacole scolare, manifestari culturale, artistice si sportive	331019	55,000	50,000	67,000	1,000	66,000	53,500		13,500
Venituri din contractele incheiate cu casele de asigurari sociale de sanatate	331021	70,373,000	52,331,000	52,773,588	6,074,820	46,698,768	52,411,267		362,321
Venituri din contractele incheiate cu directiile de sanatate publica din sume alocate de la bugetul de stat	331030	10,135,000	7,438,000	6,457,798		6,457,798	6,457,798		
Venituri din contractele incheiate cu directiile de sanatate publica din sume alocate din veniturile proprii ale Ministerului	331031	3,150,000	2,525,000	3,208,689		3,208,689	3,208,689		

A	B	1	2	3=4+5	4	5	6	7	8=3-6-7
Sanatatii									
Venituri din contractele incheiate cu institutiile de medicina legala	331032	1,740,000	1,205,000	1,177,000		1,177,000	1,177,000		
Alte venituri din prestari de servicii si alte activitati	331050	2,394,450	1,736,000	1,684,007	113,597	1,570,410	1,576,130		107,877
Diverse venituri (cod 36.10.04+36.10.32+36.10.50)	3610	220,000	201,000	120,552		120,552	120,552		
Alte venituri	361050	220,000	201,000	120,552		120,552	120,552		
Transferuri voluntare, altele decat subventiile (cod 37.10.01+37.10.03+37.10.04+37.10.50)	3710	11,160	11,160	11,164		11,164	11,164		
Donatii si sponsorizari	371001	11,160	11,160	11,164		11,164	11,164		
Varsaminte din sectiunea de functionare pentru finantarea sectiunii de dezvoltare a bugetului local (cu semnul minus)	371003	-2,186,000	-1,368,000	-620,000		-620,000	-620,000		
Varsaminte din sectiunea de functionare	371004	2,186,000	1,368,000	620,000		620,000	620,000		
III. OPERATIUNI FINANCIARE (cod 40.10+41.10)	0016	3,113,640	3,101,640	1,589,637		1,589,637	1,589,637		
Incasari din rambursarea imprumuturilor acordate (cod. 40.10.15+40.10.16)	4010	3,113,640	3,101,640	389,637		389,637	389,637		
Sume utilizate din excedentul anului precedent pentru efectuarea de cheltuieli (cod. 40.10.15.01+40.10.15.02)	401015	3,113,640	3,101,640	389,637		389,637	389,637		
Sume utilizate de administratiile locale din excedentul anului precedent pentru sectiunea de functionare	40101501	2,731,640	2,731,640	7,637		7,637	7,637		
Sume utilizate de administratiile locale din excedentul anului precedent pentru sectiunea de dezvoltare	40101502	382,000	370,000	382,000		382,000	382,000		
Alte operatiuni financiare(cod.41.10.06 + 41.10.11)	4110			1,200,000		1,200,000	1,200,000		
Sume din excedentul anului precedent pentru acoperirea golurilor temporare de casa	411006			1,200,000		1,200,000	1,200,000		
IV. SUBVENTII (cod 00.18)	4100	33,771,070	26,504,130	25,304,622		25,304,622	25,304,622		
SUBVENTII DE LA ALTE NIVELE ALE ADMINISTRATIEI PUBLICE (cod 42.10+43.10)	0018	1,438,070	1,408,070	326,489		326,489	326,489		
Subventii de la alte administratii (cod 43.10.09+43.10.10+43.10.14 la 43.10.17+43.10.19 + 43.10.25 la 43.10.27+43.10.31+43.10.32+43.10.33+43.10.35)	4310	33,771,070	26,504,130	25,304,622		25,304,622	25,304,622		
Subventii pentru institutii publice	431009	7,443,000	5,816,060	5,722,250		5,722,250	5,722,250		
Subventii din bugetele locale pentru finantarea cheltuielilor de capital in domeniul sanatatii	431014	1,296,070	1,266,070	184,489		184,489	184,489		
Sume din bugetul de stat catre bugetele locale pentru finantarea investitiilor in sanatate (cod 43.10.16.01 la 43.10.16.03)	431016	135,000	135,000	135,000		135,000	135,000		
Sume din bugetul de stat catre bugetele locale pentru finantarea aparaturii medicale si echipamentelor de	43101601	135,000	135,000	135,000		135,000	135,000		

A	B	1	2	3=4+5	4	5	6	7	8=3-6-7
comunicaTii în urgenta în sanatare									
Subventii pentru institutii publice destinate sectiunii de dezvoltare	431019	7,000	7,000	7,000		7,000	7,000		
Subventii din bugetul Fondului national unic de asigurari sociale de sanatate pentru acoperirea cresterilor salariale	431033	24,890,000	19,280,000	19,255,883		19,255,883	19,255,883		
VENITURILE SECTIUNII DE FUNCTIONARE (cod 00.02+00.16+00.17) - TOTAL	000110	121,094,610	92,026,220	91,147,401	6,209,312	84,938,089	90,651,806	-14	495,609
I. VENITURI CURENTE (cod 00.03+00.12)	0002	86,037,610	64,206,160	64,969,268	6,209,312	58,759,956	64,473,673	-14	495,609
C. VENITURI NEFISCALE (cod 00.13+00.14)	2900	86,037,610	64,206,160	64,969,268	6,209,312	58,759,956	64,473,673	-14	495,609
C1. VENITURI DIN PROPRIETATE (cod 30.10 +31.10)	3000			10,980	8,932	2,048	2,048		8,932
Venituri din proprietate (cod 30.10.05+30.10.08+30.10.09+30.10.50)	3010			10,980	8,932	2,048	2,048		8,932
Venituri din concesiuni si inchirieri (cod 30.10.05.30)	301005			10,980	8,932	2,048	2,048		8,932
Alte venituri din concesiuni si inchirieri de catre institutiile publice	30100530			10,980	8,932	2,048	2,048		8,932
C2. VANZARI DE BUNURI SI SERVICII (cod 33.10+34.10+35.10+36.10+37.10)	3300	86,037,610	64,206,160	64,958,288	6,200,380	58,757,908	64,471,625	-14	486,677
Venituri din prestari de servicii si alte activitati (cod33.10.05+33.10.08+33.10.09+33.10.13+ 33.10.14 +33.10.16+33.10.17 +33.10.19 la 33.10.21+33.10.30 la 33.10.32+33.10.50)	3310	87,992,450	65,362,000	65,446,572	6,200,380	59,246,192	64,959,909	-14	486,677
Taxe si alte venituri in invatamant	331005	90,000	37,000	39,265		39,265	39,265		
Venituri din prestari de servicii	331008	55,000	40,000	39,225	10,983	28,262	36,260	-14	2,979
Venituri din serbari si spectacole scolare, manifestari culturale, artistice si sportive	331019	55,000	50,000	67,000	1,000	66,000	53,500		13,500
Venituri din contractele incheiate cu casele de asigurari sociale de sanatate	331021	70,373,000	52,331,000	52,773,588	6,074,820	46,698,768	52,411,267		362,321
Venituri din contractele incheiate cu directiile de sanatate publica din sume alocate de la bugetul de stat	331030	10,135,000	7,438,000	6,457,798		6,457,798	6,457,798		
Venituri din contractele incheiate cu directiile de sanatate publica din sume alocate din veniturile proprii ale Ministerului Sanatatii	331031	3,150,000	2,525,000	3,208,689		3,208,689	3,208,689		
Venituri din contractele incheiate cu institutiile de medicina legala	331032	1,740,000	1,205,000	1,177,000		1,177,000	1,177,000		
Alte venituri din prestari de servicii si alte activitati	331050	2,394,450	1,736,000	1,684,007	113,597	1,570,410	1,576,130		107,877
Diverse venituri (cod 36.10.04+36.10.32+36.10.50)	3610	220,000	201,000	120,552		120,552	120,552		
Alte venituri	361050	220,000	201,000	120,552		120,552	120,552		
Transferuri voluntare, altele decât subventiile (cod	3710	-2,174,840	-1,356,840	-608,836		-608,836	-608,836		