

AR. 037 / 10.02.2017

## BILANT



incheiat la

31.12.2016

- lei -

Nr. rand	Denumirea indicatorilor	Cod	Sold la:	
			inceputul anului	sfarsitul perioadei
A	B	C	1	2
	Active fixe necorporale (ct.2030000+2050000+2060000+2080100+2080200+ 2330000 -2800300-2800500-2800800-2900400-2900500-2900800-2930100*)	03	3014405	2153065
	Instalatii tehnice, mijloace de transport, animale, plantatii, mobilier, aparatura birotica si alte active corporale (ct.2130100+2130200+2130300+2130400+2140000+2310000 -2810300-2810400-2910300-2910400-2930200*)	04	15693816	20642542
	Terenuri si cladiri (ct. 2110100+2110200+2120101+2120102+2120201+2120301+2120401 +2120501+2120601+2120901+2310000-2810100-2810200 -2910100-2910200-2930200)	05	1108406252	1132526398
	Active financiare necurente (investitii pe termen lung) peste un an (ct.2600100+2600200+2600300+2650000+ 2670201+ 2670202+ 2670203+2670204+2670205+2670208 -2960101-2960102 -2960103 -2960200), din care: 2678+2679- 296) din care:	07	915034	915034
	Titluri de participare (ct.2600100+2600200+2600300-2960101-2960102-2960103)	08	915034	915034
	Creante necurente – sume ce urmeaza a fi incasate dupa o perioada mai mare de un an (ct.4110201+4110208+4130200+4280202+4610201+ 4610209 - 4910200 - 4960200), din care:	09	483688	319867
	Creante comerciale necurente – sume ce urmeaza a fi incasate dupa o perioada mai mare de un an (ct 4110201+4110208+4130200+4610201+4610209 - 4910200 -4960200)	10	483688	319867
	TOTAL ACTIVE NECURENTE (rd.03+04+05+06+07+09)	15	1128513195	1156556906
	Stocuri (ct.3010000+3020100+3020200+3020300+3020400+ 3020500+ 3020600+ 3020700+3020800+3020900+ 3030100+3030200+ 3040100+ 3040200+3050100+ 3050200+3070000+3090000+ 3310000+ 3320000+ 3410000+3450000+3460000+3470000+ 3490000+ 3510100+ 3510200+3540100+ 3540500+3540600+ 3560000+ 3570000+ 3580000+ 3590000+3610000+ 3710000+ 3810000+/-3480000+/-3780000-3910000 -3920100-3920200 -3930000-3940100-3940500-3940600-3950100-3950200-3950300- 3950400-3950600-3950700-3950800-3960000-3970000-3980000-4 420803)	19	28311683	30835684
	Creante din operatiuni comerciale, avansuri si alte decontari (ct.2320000+2340000+4090101+4090102+4110101+ 4110108+ 4130100+ 4180000+4250000+4280102+ 4610101+ 4610109 +4730109**+4810101+ 4810102+ 4810103+4810200+ 4810300+4810900+ 4820000+ 4830000 + 4890101+4890301- 4910100- 4960100+5120800), din care:	21	21230974	11520941
	Creante comerciale si avansuri (ct.2320000+2340000+4090101+4090102+ 4110101+ 4110108+ 4130100 +4180000+4610101-4910100 - 4960100), din care :	22	13743603	6364658
	Creante bugetare (ct. 4310100**+4310200**+4310300**+4310400**+ 4310500**+ 4310700**+4370100**+4370200**+ 4370300**+4420802+	23	2044487	1041598

A	B	C	I	2
	4420400+ 4440000**+ 4460000** +4480200+ 4610102+ 4630000+ 4640000 + 4650100+4650200+4660401+ 4660402+ 4660500+ 4660900+ 4810101**+ 4810102**+ 4810103**+ 4810900**+ 4820000** - 4970000), din care:			
	Creantele bugetului general consolidat (ct.4630000+4640000+4650100+4650200+4660401+4660402+ 4660500+ 4660900 - 4970000)	24	2044487	1041597
	Creante din operatiuni cu fonduri externe nerambursabile si fonduri de la buget (ct.4500100+4500300+4500501+4500502+4500503+ 4500504+ 4500505+4500700+ 4510100+4510300 + 4510500 +4530100+ 4540100+4540301+4540302+ 4540501+ 4540502+4540503+ 4540504+4550100+ 4550301+4550302+ 4550303+ 4560100+ 4560303+ 4560309+ 4570100+4570201+4570202+4570203+ 4570205+4570206+4570209+4570301+4570302+ 4570309+ 4580100+ 4580301+4580302+ 4610103+ 4730103** +4740000+ 4760000), din care:	25	5779611	
	Total creante curente (rd. 21+23+25+27)	30	29055072	12562539
	Conturi la trezorerie, casa in lei (ct. 5100000+5120101+5120501+5130101+5130301+5130302+514010 1+5140301+5140302+5150101+5150103+5150301+5150500+5150 600+5160101+5160301+5160302+5170101+5170301+5170302+52 00100+5210100+5210300+5230000+5250101+5250102+5250301+ 5250302+5250400+5260000+5270000+5280000+5290101+529020 1+5290301+5290400+5290901+5310101+5500101+5520000+5550 101+5550400+5570101+5580101+5580201+5590101+5600101+56 00300+5600401+5610101+5610300+5620101+5620300+5620401+ 5710100+5710300+5710400+5740101+5740102+5740301+574030 2+5740400+5750100+5750300+5750400-7700000)	33	48870121	48251302
	Dobânda de încasat, alte valori, avansuri de trezorerie (ct.5180701+5320100+5320200+5320300+5320400+ 5320500+ 5320600+ 5320800+5420100)	33.1	256123	211674
	Conturi la institutii de credit, BNR, casa în valuta (ct. 5110101+5110102+5120102+5120402+5120502+5130102+ 5130202+5140102+5140202+5150102+5150202+5150302+ 5160102+5160202+5170102+5170202+5290102+5290202+ 5290302+5290902+5310402+5410102+5410202+5500102+ 5550102+5550202+5570202+5580102+5580202+5580302+558030 3+5590102+5590202+5600102+5600103+5600402+5610102+5610 103+5620102+5620103+5620402)	35	115821	60529
	Total disponibilitati si alte valori (rd.33+33.1+35+35.1)	40	49242065	48523505
	Cheltuieli in avans (ct. 4710000 )	42	78329	75246
	TOTAL ACTIVE CURENTE (rd.19+30+31+40+41+41.1+42)	45	106687149	91996974
	TOTAL ACTIVE (rd.15+45)	46	1235200344	1248553880
	Sume necurente- sume ce urmeaza a fi platite dupa o perioada mai mare de un an (ct.2690200+4010200+4030200+4040200+4050200+4280201+ 4620201+ 4620209 + 5090000), din care:	52	30233	30383
	Datorii comerciale (ct.4010200+4030200+ 4040200+4050200+ 4620201)	53	30233	30383
	Provizioane (ct. 1510201+1510202+1510203+1510204+1510208)	55	19153	19153
	TOTAL DATORII NECURENTE (rd.52+54+55)	58	49386	49536
	Datorii comerciale, avansuri si alte decontari (ct.2690100+4010100+4030100+4040100+4050100+ 4080000+ 4190000+ 4620101+4620109 +4730109+ 4810101+4810102+ 4810103+4810200+ 4810300+ 4810900+4820000+ 4830000+4890201+ 5090000+ 5120800), din care:	60	6782172	7694506
	Decontari privind inchiderea executiei bugetului de stat din anul curent (ct.4890201)	60.1	27120	
	Datorii comerciale si avansuri (ct. 4010100+4030100+4040100+4050100+ 4080000+ 4190000+ 4620101), din care:	61	4071917	4406256

A	B	C	1	2
	4620101), din care:			
	Datorii catre bugete (ct. 4310100+4310200 + 4310300 + 4310400 + 4310500+ 4310700+ 4370100 + 4370200 + 4370300 + 4400000+4410000+ 4420300 + 4420801 + 4440000 + 4460000 +4480100 +4550501 + 4550502+ 4550503+4620109+ 4670100+ 4670200 + 4670300 + 4670400 + 4670500+ 4670900+ 4730109+4810900+ 4820000), din care:	62	5731142	4621239
	Contributii sociale (ct.4310100+4310200+4310300+4310400+4310500+4310700+4370100+4370200+4370300)	63.1	2249122	3166582
	Datorii din operatiuni cu Fonduri externe nerambursabile si fonduri de la buget, alte datorii catre alte organisme internationale (ct. 4500200+4500400+4500600+4510200+4510401+4540402+ 4540409+4510601+4510602+4510603+4510605+4510606+ 4510609+4520100+4520200+4530200+4540200+4540401+4540402+4540601+4540602+4540603+4550200+4550401+ 4550402+4550403+4550404+4560400+4580401+4580402+ 4580501+4580502+4590000+4620103+4730103+4760000) din care	65	1618660	33670
	Salariile angajatilor (ct.4210000+4230000+4260000+4270100+4270300+4280101)	72	4574331	5967426
	Alte drepturi cuvenite altor categorii de persoane (pensii, indemnizatii de somaj, burse) (ct.4220100+4220200+4240000+4260000+4270200+4270300+4290000+4380000), din care:	73	3991879	4162197
	Venituri in avans (ct.4720000)	74	1016651	854142
	Provizioane (ct. 1510101+1510102+1510103+1510104+1510108)	75	1043633	280403
	TOTAL DATORII CURENTE (rd.60+62+65+70+71+72+73+74+75)	78	24758468	23613583
	TOTAL DATORII (rd.58+78)	79	24807854	23663119
	ACTIVE NETE = TOTAL ACTIVE - TOTAL DATORII = CAPITALURI PROPRII (rd.80= rd.46-79 = rd.90)	80	1210392490	1224890761
	Rezerve, fonduri (ct.1000000+1010000+1020101+1020102+1030000+ 1040101+1040102+1050100+1050200+1050300+1050400+ 1050500+1060000+1320000+1330000+1390100)	84	917517742	973367946
	Rezultatul reportat (ct.1170000- sold creditor)	85	177939401	279081104
	Rezultatul patrimonial al exercitiului (ct.1210000- sold creditor)	87	114935347	
	Rezultatul patrimonial al exercitiului (ct.1210000- sold debitor)	88		27558289
	TOTAL CAPITALURI, PROPRII (rd.84+85-86+87-88)	90	1210392490	1224890761

Conducatorul institutiei

MARC TIBERIU



Conducatorul compartimentului  
financiar-contabil  
MARUSCA LEONTINA

## CONTUL DE REZULTAT PATRIMONIAL

la data de 31.12.2016

Cod 02

-lei-


Nr. crt	Denumirea indicatorilor	Cod rand	An precedent	An curent
A	B	C	1	2
1.	Venituri din impozite, taxe, contributiile de asigurari si alte venituri ale bugetelor (ct.7300100+7300200+7310100+7310200+7320100+ 7330000+ 7340000+ 7350100+7350200+7350300+7350400+ 7350500+ 7350600+7360100+7390000+7450100+7450200+ 7450300+ 7450400+ 7450500+7450900+ 7460100+ 7460200+ 7460300+ 7460900)	02	132,371,289	96,108,034
2.	Venituri din activitati economice (ct.7210000+7220000+7510100+ 7510200+/-7090000)	03	70,832,215	84,492,273
3.	Finantari, subventii, transferuri, alocatii bugetare cu destinatie speciala (ct. 7510500+7710000+7720100+7720200+7730000+7740100+7740200+7750000+7760000+7780000+7790101+790109)	04	115,417,390	78,799,149
4.	Alte venituri operationale (ct.7140000+7180000+7500000+7510300+7510400+7810200+7810300 +7810401+7810402+7770000)	05	2,048,334	2,477,640
	<b>TOTAL VENITURI OPERATIONALE</b> (rd.02+03+04+05)	06	320,669,228	261,877,096
1.	Salariile si contributiile sociale aferente angajatilor (ct.6410000+6420000+6450100+6450200+6450300+ 6450400+ 6450500+6450600+ 6450800+6460000+6470000)	08	73,642,501	95,810,056
2.	Subventii si transferuri (ct.6700000+6710000+6720000+6730000+6740000+ 6750000+ 6760000+ 6770000+ 6780000+6790000)	09	67,304,137	73,913,235
3.	Stocuri, consumabile, lucrari si servicii executate de terti (ct.6010000+6020100+6020200+6020300+6020400+ 6020500+ 6020600+ 6020700+6020800+6020900+6030000+ 6060000+ 6070000+6080000+6090000+6100000+ 6110000+ 6120000+ 6130000+6140000+6220000+6230000+6240100+ 6240200+ 6260000+6270000+6280000+6290100)	10	59,785,452	55,202,414
4.	Cheltuieli de capital, amortizari si provizioane (ct.6290200+6810100+6810200+6810300+6810401+6810402+6820101+ 6820109+6820200+ 6890100+ 6890200)	11	4,332,756	58,858,318
5	Alte cheltuieli operationale (ct.6350000+6540000+6580000+6580101+6580109)	12	713,154	5,697,128

A	B	C	1	2
	TOTAL CHELTUIELI OPERATIONALE (rd.08+09+10+11+12)	13	205,778,000	289,481,151
	- EXCEDENT (rd.06- rd.13)	15	114,891,228	
	- DEFICIT (rd.13- rd.06)	16		27,604,055
V.	CHELTUIELI FINANCIARE (ct. 6630000+6640000+6650100+6650200+66600 00+6670000+ 6680000+6690000+6860300+6860400+68608 00)	18	227	1,355
	- DEFICIT (rd.18- rd.17)	21	227	1,355
	- EXCEDENT (rd.15+20-16-21)	23	114,891,001	
	- DEFICIT (rd.16+21-15-20)	24		27,605,410
VIII.	VENITURI EXTRAORDINARE (ct.7910000)	25	44,346	89,432
	- EXCEDENT (rd.25-rd.26)	28	44,346	89,432
	- EXCEDENT (rd. 23+28-24-29)	29.2	114,935,347	
	- DEFICIT (rd. 24+29-23-28)	29.3		27,515,978
	- EXCEDENT (rd. 29.2 - rd.29.4)	31	114,935,347	
	- DEFICIT (rd. 29.3 + rd.29.4)	32		27,515,978

\*) Nota: se determina potrivit art.13 alin.(2) lit. b) din Legea nr.227/2015 privind Codul Fiscal

Conducatorul institutiei

MARC TIBERIU



Conducatorul compartimentului  
financiar-contabil

MARUSCA LEONTINA LUCICA

## CONTUL DE REZULTAT PATRIMONIAL

la data de 31.12.2016

Cod 02

-lei-

Nr. crt	Denumirea indicatorilor	Cod rand	An precedent	An curent
A	B	C	1	2
1.	Venituri din impozite, taxe, contributiile de asigurari si alte venituri ale bugetelor (ct.7300100+7300200+7310100+7310200+7320100+ 7330000+ 7340000+ 7350100+7350200+7350300+7350400+ 7350500+ 7350600+7360100+7390000+7450100+7450200+ 7450300+ 7450400+ 7450500+7450900+ 7460100+ 7460200+ 7460300+ 7460900)	02	132,371,289	96,108,034
2.	Venituri din activitati economice (ct.7210000+7220000+7510100+ 7510200+/-7090000)	03	2,107,732	1,119,317
3.	Finantari, subventii, transferuri, alocatii bugetare cu destinatie speciala (ct. 7510500+7710000+7720100+7720200+7730000+7740100+7740200+7750000+7760000+7780000+7790101+790109)	04	105,582,828	63,938,952
4.	Alte venituri operationale (ct.7140000+7180000+7500000+7510300+7510400+7810200+7810300 +7810401+7810402+7770000)	05	2,036,133	2,451,716
	<b>TOTAL VENITURI OPERATIONALE</b> (rd.02+03+04+05)	06	<b>242,097,982</b>	<b>163,618,019</b>
1.	Salariile si contributiile sociale aferente angajatilor (ct.6410000+6420000+6450100+6450200+6450300+ 6450400+ 6450500+6450600+ 6450800+6460000+6470000)	08	25,108,262	31,791,183
2.	Subventii si transferuri (ct.6700000+6710000+6720000+6730000+6740000+ 6750000+ 6760000+ 6770000+ 6780000+6790000)	09	67,304,137	73,913,235
3.	Stocuri, consumabile, lucrari si servicii executate de terti (ct.6010000+6020100+6020200+6020300+6020400+ 6020500+ 6020600+ 6020700+6020800+6020900+6030000+ 6060000+ 6070000+6080000+6090000+6100000+ 6110000+ 6120000+ 6130000+6140000+6220000+6230000+6240100+ 6240200+ 6260000+6270000+6280000+6290100)	10	34,858,823	29,195,354
4.	Cheltuieli de capital, amortizari si provizioane (ct.6290200+6810100+6810200+6810300+6810401+6810402+6820101+ 6820109+6820200+ 6890100+ 6890200)	11	2,240,551	53,865,522
5.	Alte cheltuieli operationale (ct.6350000+6540000+6580000+6580101+6580109)	12	711,652	5,378,361

A	B	C	1	2
	TOTAL CHELTUIELI OPERATIONALE (rd.08+09+10+11+12)	13	130,223,425	194,143,655
	- EXCEDENT (rd.06- rd.13)	15	111,874,557	
	- DEFICIT (rd.13- rd.06)	16		30,525,636
V.	CHELTUIELI FINANCIARE (ct. 6630000+6640000+6650100+6650200+66600 00+6670000+ 6680000+6690000+6860300+6860400+68608 00)	18	227	1,355
	- DEFICIT (rd.18- rd.17)	21	227	1,355
	- EXCEDENT (rd.15+20-16-21)	23	111,874,330	
	- DEFICIT (rd.16+21-15-20)	24		30,526,991
VIII.	VENITURI EXTRAORDINARE (ct.7910000)	25	44,346	89,432
	- EXCEDENT (rd.25-rd.26)	28	44,346	89,432
	- EXCEDENT (rd. 23+28-24-29)	29.2	111,918,676	
	- DEFICIT (rd. 24+29-23-28)	29.3		30,437,559
	- EXCEDENT (rd. 29.2 - rd.29.4)	31	111,918,676	
	- DEFICIT (rd. 29.3 + rd.29.4)	32		30,437,559

\*) Nota: se determina potrivit art.13 alin.(2) lit. b) din Legea nr.227/2015 privind Codul Fiscal

Conducatorul institutiei

MARC TIBERIU



Conducatorul compartimentului  
financiar-contabil

MARUSCA LEONTINA LUCICA

## CONTUL DE REZULTAT PATRIMONIAL

la data de 31.12.2016

Cod 02

-lei-


Nr. crt	Denumirea indicatorilor	Cod rand	An precedent	An curent
A	B	C	1	2
2.	Venituri din activitati economice (ct.7210000+7220000+7510100+7510200+/-7090000)	03	68,724,483	83,372,956
3.	Finantari, subventii, transferuri, alocatii bugetare cu destinatie speciala (ct. 7510500+7710000+7720100+7720200+7730000+7740100+7740200+7750000+7760000+7780000+7790101+790109)	04	7,773,113	8,504,277
4.	Alte venituri operationale (ct.7140000+7180000+7500000+7510300+7510400+7810200+7810300+7810401+7810402+7770000)	05	12,201	25,924
	TOTAL VENITURI OPERATIONALE (rd.02+03+04+05)	06	76,509,797	91,903,157
1.	Salariile si contributiile sociale aferente angajatilor (ct.6410000+6420000+6450100+6450200+6450300+ 6450400+ 6450500+6450600+6450800+6460000+6470000)	08	48,534,239	64,018,873
3.	Stocuri, consumabile, lucrari si servicii executate de terti (ct.6010000+6020100+6020200+6020300+6020400+ 6020500+ 6020600+6020700+6020800+6020900+6030000+6060000+6070000+6080000+6090000+6100000+6110000+ 6120000+6130000+6140000+6220000+6230000+6240100+ 6240200+6260000+6270000+6280000+6290100)	10	24,759,273	25,864,396
4.	Cheltuieli de capital, amortizari si provizioane (ct.6290200+6810100+6810200+6810300+6810401+6810402+6820101+6820109+6820200+ 6890100+ 6890200)	11	1,883,270	4,481,397
5	Alte cheltuieli operationale (ct.6350000+6540000+6580000+6580101+6580109)	12	1,502	
	TOTAL CHELTUIELI OPERATIONALE (rd.08+09+10+11+12)	13	75,178,284	94,364,666
	- EXCEDENT (rd.06- rd.13)	15	1,331,513	
	- DEFICIT (rd.13- rd.06)	16		2,461,509
	- EXCEDENT (rd.15+20-16-21)	23	1,331,513	
	- DEFICIT (rd.16+21-15-20)	24		2,461,509
	- EXCEDENT (rd. 23+28-24-29)	29.2	1,331,513	
	- DEFICIT (rd. 24+29-23-28)	29.3		2,461,509
	- EXCEDENT (rd. 29.2 - rd.29.4)	31	1,331,513	
	- DEFICIT (rd. 29.3 + rd.29.4)	32		2,461,509



\*) Nota: se determina potrivit art.13 alin.(2) lit. b) din Legea nr.227/2015 privind Codul Fiscal

**Conducatorul institutiei**

**MARC TIBERIU**



**Conducatorul compartimentului  
financiar-contabil**

**MARUSCA LEONTINA LUCICA**



## CONTUL DE REZULTAT PATRIMONIAL

la data de 31.12.2016

Cod 02

-lei-

Nr. crt	Denumirea indicatorilor	Cod rand	An precedent	An curent
A	B	C	1	2
3.	Finantari, subventii, transferuri, alocatii bugetare cu destinatie speciala (ct. 7510500+7710000+7720100+7720200+7730000+7740100+7740200+7750000+7760000+7780000+7790101+790109)	04	2,061,449	6,355,920
	TOTAL VENITURI OPERATIONALE (rd.02+03+04+05)	06	2,061,449	6,355,920
3.	Stocuri, consumabile, lucrari si servicii executate de terti (ct.6010000+6020100+6020200+6020300+6020400+ 6020500+ 6020600+ 6020700+6020800+6020900+6030000+ 6060000+ 6070000+6080000+6090000+6100000+ 6110000+ 6120000+ 6130000+6140000+6220000+6230000+6240100+ 6240200+ 6260000+6270000+6280000+6290100)	10	167,356	142,664
4.	Cheltuieli de capital, amortizari si provizioane (ct.6290200+6810100+6810200+6810300+6810401+6810402+6820101+ 6820109+6820200+ 6890100+ 6890200)	11	208,935	511,399
5	Alte cheltuieli operationale (ct.6350000+6540000+6580000+6580101+6580109)	12		318,767
	TOTAL CHELTUIELI OPERATIONALE (rd.08+09+10+11+12)	13	376,291	972,830
	- EXCEDENT (rd.06- rd.13)	15	1,685,158	5,383,090
	- EXCEDENT (rd.15+20-16-21)	23	1,685,158	5,383,090
	- EXCEDENT (rd. 23+28-24-29)	29.2	1,685,158	5,383,090
	- EXCEDENT (rd. 29.2 - rd.29.4)	31	1,685,158	5,383,090

\*) Nota: se determina potrivit art.13 alin.(2) lit. b) din Legea nr.227/2015 privind Codul Fiscal

Conducatorul institutiei

MARC TIBERIU

Conducatorul compartimentului  
financiar-contabil  
MARUSCA LEONTINA LUCICA

SITUATIA FLUXURILOR DE TREZORERIE  
la data de 31.12.2016

-lei-

Cod 03

DENUMIREA INDICATORULUI	Cod rand	TOTAL	CASA ct. 5310101	Buget de stat *) ct. 5200100/7700000	Buget local ct. 5210100/7700000	Buget asigurarilor sociale de stat ct. 5250101+5250102/7700000	Buget asigurarilor pentru somaj ct. 5740101+5740102/7700000	Buget Fond national de asigurari sociale de sanatate ct. 5710100/7700000	Buget Fond pentru mediu 5750100/7700000	Buget trezoreriei statului ct. 5240100/7700000	Buget institutiilor publice finantate integral din veniturii proprii 5600101/7700000	Buget institutiilor publice finantate din veniturii proprii si suventii 5610101/7700000	Buget activitati finantate din veniturii proprii si buget activitati de privatizatre 5620101/7700000	Buget imprumuturi interne si externe ct. 5130101+5140101+5160101+5170101/7700000	Buget fonduri externe neramb (sursaD) 5150103/7700000	Alte disponibilitati (ct.5xx)
A	B	1	2	3	4	5	6	7	8	9	10	11	12	13	14	15
1. Incasari	02	262353256	3438505		165009726						84852925	7078662	25924			1947514
2. Plati	03	228962653	3438505	42131	135016875						81894123	6563832	16497			2032821
3. Numerar net din activitatea operationala (rd.02-03)	04	33390603		-42131	29992851						2958802	514830	9427			-85307
1. Incasari	06	884051			858965						25086					
2. Plati	07	34893473			31669165						2823180	399338	1790			
3. Numerar net din activitatea de investitii (rd.06-07)	08	-34009422			-30810200						-2798094	-399338	-1790			
IV. CRESTEREA (DESCRESTEREA) NETA DE NUMERAR SI ECHIVALENT DE NUMERAR (rd.04+rd.08+rd.12)	13	-618819		-42131	-817349						160708	115492	7637			-85307
V. NUMERAR SI ECHIVALENT DE NUMERAR LA INCEPUTUL ANULUI	14	48870121			44678115						3479039	393352				319615
- Sume recuperate din excedentul anului precedent*	14.1	343339										343339				
- Sume utilizate din excedentul anului precedent/sume transferate din excedent pentru constituirea de depozite in trezorerie ***)	14.2	343339										343339				
VI. NUMERAR SI ECHIVALENT DE NUMERAR LA SFÂRSITUL PERIOADEI (rd.13+rd.14+14.1-14.2-14.3)	15	48251302		-42131	43860766						3639747	508844	7637			234308

- \*) La unitatile administrativ-teritoriale si la unitatile de invatamant preuniversitar coloana 3 nu se aduna in coloana 1 -Total
- \*\*\*) Randurile 14.1 "Sume recuperate din excedentul anului precedent" se completeaza pentru bugetele: locale, institutii publice finantate integral sau partial din venituri proprii, activitatilor financiare integral din venituri proprii, fondurilor externe nerambursabile (sursa 08, in situatia existentei unui buget de venituri si cheltuieli, activ. de privatizare, Fondului de mediu astfel:
- cu sume recuperate din excedentul anilor precedenti;
  - cu sume virate din fondul spitalului in excedentul bugetului de venituri proprii al unitatii sanitare publice
- \*\*\*) Randurile 14.2 "Sume utilizate din excedentul anului precedent/sume transferate din excedent la bugetul local/sume transferate din excedent pentru constituirea de depozite in trezorerie" se completeaza astfel: pentru bugetele: locale, institutiilor publice finantate integral sau partial din venituri proprii, activitatilor financiare integral din venituri proprii fondurilor externe nerambursabile (sursa 08/D) in situatia existentei unui buget de venituri si cheltuieli, activitatii de privatizare, Fondului de mediu - cu sumele utilizate din excedentul anual precedent pentru efectuarea de cheltuieli, acoperirea golurilor temporare de casa;
- pentru bugetul institutiilor publice finantate integral din venituri proprii si bugetul activitatilor financiare integral din venituri proprii - cu sumele transferate din excedent la bugetul local
  - pentru bugetul asigurarilor sociale de stat, bugetul asigurarilor de somaj, bugetul Fondului national unic de asigurari sociale de sanatate, bugetul Fondului de mediu, bugetul institutiilor publice finantate integral din venituri proprii, bugetul activitatilor financiare integral din venituri proprii si bugetul activitatii de privatizare si bugetul fondurilor externe nerambursabile (sursa 08/D) in situatia existentei unui buget de venituri si cheltuieli - cu sume transferate din excedent pentru constituirea de depozite in trezorerie.
- \*\*\*\*) Randul 14.3 "Sume transferate din disponibil neutilizat la finele anului precedent" se completeaza pentru: bugetul fondurilor externe nerambursabile (sursa 08/D) in situatia existentei doar a buget de cheltuieli, bugetul creditelor interne, bugetul creditelor externe - cu sumele transferate la inceputul anului din disponibil neutilizat la finele anului precedent.

**Conducatorul institutiei**

  
**MARC TIBERIU**

**Conducatorul compartimentului  
financiar-contabil**

  
**MARUSCA LEONTINA LUCICA**

**Viza trezorerie**

## SITUATIA FLUXURILOR DE TREZORERIE

la data de 31.12.2016

Cod 04

-lei-

Denumirea indicatorilor A	Cod rand B	Total 1	Casa in valuta 2	Alte disponibilitati 3
1. Incasari	02	50,178	44,549	5,629
2. Plati	03	105,470	44,549	60,921
3. Numerar net din activitatea operationala (rd. 02- rd.03)	04	-55,292		-55,292
IV. CRESTERA (DESCRESTERA) NETA DE NUMERAR SI ECHIVALENT DE NUMERAR (rd.04+rd.08+rd.12)	13	-55,292		-55,292
V. NUMERAR SI ECHIVALENT DE NUMERAR LA INCEPUTUL ANULUI	14	115,821		115,821
VI. NUMERAR SI ECHIVALENT DE NUMERAR LA FINELE PERIOADEI (rd.13+14 +15-16)	17	60,529		60,529

NOTA: Coloanale se completeaza astfel:


Col.1 TOTAL - (col.2+col.3+.....n)

Col.2 - ct. 5310402 "Casa în valuta"

Col.3 si urmatoarele - ct. de disponibilitati în lei si în valuta la unitati bancare: ( 5xxxxxx)

Conducatorul institutiei

MARC TIBERIU

Conducatorul compartimentului  
financiar-contabil

MARUSCA LEONTINA LUCICA

## CONTUL DE EXECUTIE AL INSTITUTIILOR PUBLICE - CHELTUIELI

la data de 31.12.2016

Cod 21 Capitol 4902

Subcapitol

-lei-

DENUMIREA INDICATORILOR*)	Cod indicator	Credite de angajament	Credite bugetare		Angajamente bugetare	Angajamente legale	Plati efectuate	Angajamente legale de platit	Cheltuieli efective
			anuale aprobate la finele perioadei de raportare	trimestriale cumulate					
A	B	1	2	3	4	5	6	7=5-6	8
TOTAL CHELTUIELI(SECTIUNEA DE FUNCTIONARE+SECTIUNEA DE DEZVOLTARE)		114,938,470	267,578,310	289,185,940	289,185,940	289,185,940	258,384,801	30,801,139	288,509,678
SECTIUNEA DE FUNCTIONARE (cod 01+79+85)	F	65,236,210	216,985,000	233,581,830	233,581,830	233,581,830	220,946,334	12,635,496	222,542,056
CHELTUIELI CURENTE (10+20+30+40+50+51SF+55SF+57+59)	01F	65,236,210	216,985,000	233,581,830	233,581,830	233,581,830	220,946,334	12,635,496	222,542,056
TITLUL I CHELTUIELI DE PERSONAL (cod 10.01 la 10.03)	10	17,633,370	88,955,600	93,856,370	93,856,370	93,856,370	92,735,263	1,121,107	95,800,170
Cheltuieli salariale in bani ( cod 10.01.01 la 10.01.16+10.01.30)	1001	14,367,280	70,772,000	74,685,570	74,685,570	74,685,570	73,887,981	797,589	76,341,634
Salarii de baza	100101	12,717,130	54,285,870	58,033,900	58,033,900	58,033,900	57,686,065	347,835	58,902,418
Sporuri pentru conditii de munca	100105	327,610	7,657,120	7,398,290	7,398,290	7,398,290	7,305,742	92,548	7,929,910
Alte sporuri	100106	37,600	4,272,050	3,968,508	3,968,508	3,968,508	3,849,210	119,298	4,232,200
Fond pentru posturi ocupate prin cumul	100110		65,000	63,300	63,300	63,300	61,301	1,999	63,860
Fond aferent platii cu ora	100111	538,939	2,978,340	3,468,939	3,468,939	3,468,939	3,358,804	110,135	3,448,103
Indemnizatii platite unor persoane din afara unitatii	100112	478,000	1,070,000	955,500	955,500	955,500	884,888	70,612	1,095,310
Indemnizatii de delegare	100113	90,080	90,170	99,712	99,712	99,712	56,612	43,100	61,176
Alte drepturi salariale in bani	100130	177,921	353,450	697,421	697,421	697,421	685,359	12,062	608,657
Cheltuieli salariale in natura ( cod 10.02.01 la 10.02.06+10.02.30)	1002	41,000	2,201,000	2,201,000	2,201,000	2,201,000	2,168,148	32,852	2,191,718
Tichete de masa	100201		2,160,000	2,160,000	2,160,000	2,160,000	2,131,882	28,118	2,131,882
Transportul la si de la locul de munca	100205	41,000	41,000	41,000	41,000	41,000	36,266	4,734	59,836
Contributii (cod 10.03.01 la 10.03.06)	1003	3,225,090	15,982,600	16,969,800	16,969,800	16,969,800	16,679,134	290,666	17,266,818
Contributii de asigurari sociale de stat	100301	2,260,580	11,208,960	11,841,800	11,841,800	11,841,800	11,704,008	137,792	12,079,533

A	B	1	2	3	4	5	6	7=5-6	8
butii de asigurari de somaj	100302	72,180	293,860	380,050	380,050	380,050	361,068	18,982	371,210
butii de asigurari sociale de sanatate	100303	745,190	3,674,920	3,882,680	3,882,680	3,882,680	3,821,459	61,221	3,972,436
butii de asigurari pentru accidente de munca si boli profesionale	100304	26,400	203,080	183,830	183,830	183,830	170,494	13,336	185,633
butii pentru concedii si indemnizatii	100306	120,740	601,780	681,440	681,440	681,440	622,105	59,335	658,006
IL II BUNURI SI SERVICII (cod 20.01 la 20.06+20.09 la +20.18 la 20.25+20.27+20.30)	20	15,541,590	50,709,400	55,026,980	55,026,980	55,026,980	48,606,623	6,420,357	46,639,685
si servicii (cod 20.01.01 la 20.01.09+20.01.30)	2001	2,278,440	12,518,250	14,507,370	14,507,370	14,507,370	13,336,928	1,170,442	13,262,480
uri de birou	200101	103,340	406,500	472,940	472,940	472,940	379,842	93,098	401,560
iale pentru curatenie	200102	59,690	993,600	1,081,980	1,081,980	1,081,980	1,035,802	46,178	1,118,879
it, iluminat si forta motrica	200103	744,290	4,059,600	4,229,520	4,229,520	4,229,520	3,996,774	232,746	3,877,888
anal si salubritate	200104	65,310	953,100	954,180	954,180	954,180	893,990	60,190	895,457
iranti si lubrifianti	200105	217,120	393,500	389,120	389,120	389,120	342,809	46,311	381,125
de schimb	200106	31,480	615,500	1,078,850	1,078,850	1,078,850	922,670	156,180	989,450
port	200107	70,000	210,000	216,500	216,500	216,500	179,928	36,572	179,928
, telecomunicatii, radio, tv, internet	200108	187,980	455,500	453,030	453,030	453,030	416,751	36,279	401,643
iale si prestari de servicii cu caracter functional	200109	499,720	1,807,950	2,244,280	2,244,280	2,244,280	1,992,281	251,999	1,767,540
unuri si servicii pentru intretinere si functionare	200130	299,510	2,623,000	3,386,970	3,386,970	3,386,970	3,176,081	210,889	3,249,010
atii curente	2002	8,900,250	10,351,000	10,416,400	10,416,400	10,416,400	7,591,564	2,824,836	7,434,540
(cod 20.03.01+20.03.02)	2003	428,480	4,451,200	5,186,330	5,186,330	5,186,330	4,987,350	198,980	5,007,509
pentru oameni	200301	428,480	4,447,200	5,164,230	5,164,230	5,164,230	4,966,329	197,901	4,988,193
pentru animale	200302		4,000	22,100	22,100	22,100	21,021	1,079	19,316
amente si materiale sanitare (cod 20.04.01 la 20.04.04)	2004	84,730	16,779,700	16,372,690	16,372,690	16,372,690	14,966,109	1,406,581	14,853,617
amente	200401	75,920	9,135,200	8,602,580	8,602,580	8,602,580	7,815,054	787,526	7,947,581
iale sanitare	200402	8,810	3,397,500	3,423,110	3,423,110	3,423,110	3,059,851	363,259	3,089,906
ivi	200403		3,840,000	3,880,000	3,880,000	3,880,000	3,676,510	203,490	3,414,116
fectanti	200404		407,000	467,000	467,000	467,000	414,694	52,306	402,014
i de natura obiectelor de inventar (cod .01+20.05.03+20.05.30)	2005	426,620	1,765,200	2,890,070	2,890,070	2,890,070	2,412,386	477,684	911,979
me si echipament	200501	3,000	280,000	202,100	202,100	202,100	67,246	134,854	139,105
te si accesorii de pat	200503	1,000	274,000	220,000	220,000	220,000	195,467	24,533	88,561
biecte de inventar	200530	422,620	1,211,200	2,467,970	2,467,970	2,467,970	2,149,673	318,297	684,313
sari, detasari, transferari (cod 20.06.01+20.06.02)	2006	322,600	412,250	517,710	517,710	517,710	456,067	61,643	450,967

A	B	1	2	3	4	5	6	7=5-6	8
sari interne, detasari, transferari	200601	282,600	375,250	477,710	477,710	477,710	437,592	40,118	436,256
sari in strainatate	200602	40,000	37,000	40,000	40,000	40,000	18,475	21,525	14,711
cheltuieli de laborator	2009	5,000	5,000	5,000	5,000	5,000	2,230	2,770	2,230
publicatii si materiale documentare	2011	246,840	251,500	276,540	276,540	276,540	245,387	31,153	116,114
cheltuieli profesionale	2013	105,990	271,000	309,400	309,400	309,400	280,830	28,570	280,334
cheltuieli pentru activitatea muncii	2014	9,450	144,250	142,380	142,380	142,380	111,654	30,726	108,520
cheltuieli (cod 20.30.01 la 20.30.04+20.30.06+20.30.07+20.30.09+20.30.30)	2030	2,733,190	3,760,050	4,403,090	4,403,090	4,403,090	4,216,118	186,972	4,211,395
cheltuieli pentru publicitate	203001	49,000	94,000	93,980	93,980	93,980	72,341	21,639	73,573
cheltuieli pentru prezentare	203002	10,000	10,000	10,000	10,000	10,000	1,429	8,571	1,430
cheltuieli pentru asigurare non-viata	203003	9,620	13,500	9,620	9,620	9,620	9,599	21	26,198
cheltuieli pentru servicii pentru transmiterea drepturilor	203006		332,300	329,300	329,300	329,300	326,540	2,760	325,965
cheltuieli pentru Presedintele/Fondul conducatorului institutiei publice	203007	3,000	23,000	3,000	3,000	3,000	2,179	821	2,257
cheltuieli pentru bunuri si servicii	203030	2,661,570	3,287,250	3,957,190	3,957,190	3,957,190	3,804,030	153,160	3,781,972
IL V FONDURI DE REZERVA (cod 50.04)	50	3,344,280	4,067,500	3,344,280	3,344,280	3,344,280		3,344,280	
de rezerva bugetara la dispozitia autoritatilor locale	5004	3,344,280	4,067,500	3,344,280	3,344,280	3,344,280		3,344,280	
IL VI TRANSFERURI INTRE UNITATI ALE ADMINISTRATIEI PUBLICE (cod 51.01) (cod 51.01)	51F	8,975,680	7,267,000	9,911,680	9,911,680	9,911,680	9,381,203	530,477	9,381,203
cheltuieli curente (cod 51.01.01+51.01.03+51.01.05+ 51.01.14+51.01.15+ 51.01.24 +51.01.26 +51.01.31+51.01.39+ 51.01.46+51.01.49+51.01.60+51.01.61+51.01.64)	5101	8,975,680	7,267,000	9,911,680	9,911,680	9,911,680	9,381,203	530,477	9,381,203
cheltuieli catre institutii publice	510101	4,964,000	4,845,000	4,964,000	4,964,000	4,964,000	4,961,122	2,878	4,961,122
cheltuieli din bugetele consiliilor locale si judetene pentru finantarea unor ajutoare	510124	2,374,770	1,100,000	2,374,770	2,374,770	2,374,770	2,189,633	185,137	2,189,633
cheltuieli din bugetele locale pentru finantarea unitatilor de serviciu social si medico-sociale	510139		792,000	936,000	936,000	936,000	898,051	37,949	898,051
cheltuieli din bugetele locale pentru finantarea camerelor de cazare	510149	530,000	530,000	530,000	530,000	530,000	349,000	181,000	349,000
cheltuieli de la bugetul judetului catre bugetele locale pentru finantarea drepturilor de care beneficiaza copiii cu cerinte speciale integrate in invatamant de masa	510164	1,106,910		1,106,910	1,106,910	1,106,910	983,397	123,513	983,397
IL VII ALTE TRANSFERURI (cod 55.01+ 55.02)	55F	16,500	16,500	16,500	16,500	16,500	16,000	500	15,611
transferuri curente in strainatate (catre organizatii non-profit) (cod 55.02.01+55.02.04)	5502	16,500	16,500	16,500	16,500	16,500	16,000	500	15,611



A	B	1	2	3	4	5	6	7=5-6	8
butii si cotizatii la organisme internationale	550201	16,500	16,500	16,500	16,500	16,500	16,000	500	15,611
IL IX ASISTENTA SOCIALA (cod 57.02)	57	4,731,090	52,571,000	56,216,320	56,216,320	56,216,320	56,157,924	58,396	56,588,417
ire sociale (cod 57.02.01 la 57.02.04)	5702	4,731,090	52,571,000	56,216,320	56,216,320	56,216,320	56,157,924	58,396	56,588,417
ire sociale in numerar	570201	34,500	33,312,800	35,736,780	35,736,780	35,736,780	35,705,606	31,174	35,854,876
ire sociale in natura	570202	4,696,590	19,258,200	20,479,540	20,479,540	20,479,540	20,452,318	27,222	20,733,541
IL XI ALTE CHELTUIEL (cod +59.02+59.08+59.11+59.12+59.15+59.17+59.20+59.22+ +59.30+59.35)	59	14,993,700	13,398,000	15,209,700	15,209,700	15,209,700	14,049,321	1,160,379	14,116,970
	5901		216,000	216,000	216,000	216,000	195,029	20,971	195,029
ire pentru daune provocate de calamitatile naturale	5902								777
atii si fundatii	5911	950,700	916,000	950,700	950,700	950,700	948,649	2,051	1,004,249
ierarea cultelor	5912	2,020,000	1,200,000	2,020,000	2,020,000	2,020,000	1,304,684	715,316	1,304,684
butii la salarizarea personalului neclerical	5915	9,101,000	8,271,000	9,101,000	9,101,000	9,101,000	9,096,111	4,889	9,096,111
destinate finantarii programelor sportive realizate de urile sportive de drept privat	5920	2,550,000	2,550,000	2,550,000	2,550,000	2,550,000	2,184,280	365,720	2,184,280
ii cu caracter stiintific si social-cultural	5922	372,000	245,000	372,000	372,000	372,000	320,568	51,432	331,840
LINEA DE DEZVOLTARE (cod +56+58+70+81+85)	D	49,702,260	50,593,310	55,604,110	55,604,110	55,604,110	37,438,467	18,165,643	65,967,622
IL VI TRANSFERURI INTRE UNITATI ALE NISTRATIEI PUBLICE (cod 51.02)	51D	3,188,000	2,180,000	3,188,000	3,188,000	3,188,000	2,291,323	896,677	2,291,323
feruri de capital (cod 51.02.12+ .28+51.02.29+51.02.40 la 51.02.43+51.02.45+51.02.46)	5102	3,188,000	2,180,000	3,188,000	3,188,000	3,188,000	2,291,323	896,677	2,291,323
feruri pentru finantarea investitiilor la spitale	510212	2,893,000	1,900,000	2,893,000	2,893,000	2,893,000	2,013,050	879,950	2,013,050
ansferuri de capital catre institutii publice	510229	295,000	280,000	295,000	295,000	295,000	278,273	16,727	278,273
IL VII ALTE TRANSFERURI (cod 55.01)	55D	171,680	1,413,600	171,680	171,680	171,680	171,675	5	
ansferuri interne (cod 55.01.03+55.01.07+55.01.08 la .10+55.01.12+55.01.13+55.01.15+55.01.28+55.01.42+55 +55.01.62+55.01.64)	5501D	171,680	1,413,600	171,680	171,680	171,680	171,675	5	
ame de dezvoltare	550113	171,680	1,413,600	171,680	171,680	171,680	171,675	5	
VIII PROIECTE CU FINANTARE DIN FONDURI RNE NERAMBURSABILE (FEN) POSTADERARE (cod la 56.05+56.07+56.08+56.11+56.15 la +56.25+56.27+56.28+56.40)	56	9,566,750	10,016,750	9,566,750	9,566,750	9,566,750	6,118,765	3,447,985	40,660,869
ame din Fondul European de Dezvoltare Regionala	5601	9,566,750	10,016,750	9,566,750	9,566,750	9,566,750	6,118,765	3,447,985	40,660,869

A	B	1	2	3	4	5	6	7=5-6	8
r) (cod 56.01.01 la 56.01.03)									
rieli neeligibile*)	560103	9,566,750	10,016,750	9,566,750	9,566,750	9,566,750	6,118,765	3,447,985	40,660,869
IL X PROIECTE CU FINANTARE DIN FONDURI NERAMBURSABILE AFERENTE CADRULUI NACIONAL (cod 58.01 la +58.11+58.12+58.15+58.16)	58	43,200	43,200	43,200	43,200	43,200	43,200		51,997
Programa comunitara finantata in perioada 2014-2020 (cod 58.15.01 la 58.15.03)	5815	43,200		43,200	43,200	43,200	43,200		51,997
Programa nationala	581501	7,200		7,200	7,200	7,200	7,200		9,839
Programa externa nerambursabila	581502	36,000		36,000	36,000	36,000	36,000		42,158
Facilitati si instrumente postaderare (cod. 58.16.01+58.16.02+58.16.03)	5816		43,200						
Programa nationala	581601		7,200						
Programa externa nerambursabila	581602		36,000						
ACTIVITATI DE CAPITAL ((cod 71+72+75)	70	36,732,630	36,939,760	42,634,480	42,634,480	42,634,480	28,813,504	13,820,976	22,963,433
IL XIII ACTIVE NEFINANCIARE (cod 71.01 + 71.03)	71	36,732,630	36,939,760	42,634,480	42,634,480	42,634,480	28,813,504	13,820,976	22,963,433
Active fixe (cod 71.01.01 la 71.01.03+71.01.30)	7101	36,431,630	35,479,760	41,288,680	41,288,680	41,288,680	27,812,899	13,475,781	20,308,005
Imobilizari	710101	27,671,580	25,113,580	29,563,830	29,563,830	29,563,830	19,340,480	10,223,350	10,895,210
Imobilizari, echipamente si mijloace de transport	710102	40,920	972,000	2,076,620	2,076,620	2,076,620	1,589,483	487,137	1,506,016
Imobilizari, aparatura birotica si alte active corporale	710103	5,526,900	5,629,350	5,924,350	5,924,350	5,924,350	5,248,871	675,479	5,552,065
Imobilizari fixe	710130	3,192,230	3,764,830	3,723,880	3,723,880	3,723,880	1,634,065	2,089,815	2,354,714
Imobilizari capitale aferente activelor fixe	7103	301,000	1,460,000	1,345,800	1,345,800	1,345,800	1,000,605	345,195	2,655,428
IL VI TRANSFERURI INTRE UNITATI ALE ADMINISTRATIEI PUBLICE (cod 51.01+51.02)	51	12,163,680	9,447,000	13,099,680	13,099,680	13,099,680	11,672,526	1,427,154	11,672,526
IL VII ALTE TRANSFERURI (cod 55.01+55.02)	55	188,180	1,430,100	188,180	188,180	188,180	187,675	505	15,611
ELTUIELILE CURENTE (cod 30+40+50+51+55+56+58+57+59)	01	78,205,840	230,638,550	246,551,460	246,551,460	246,551,460	229,571,297	16,980,163	265,546,245

Conducatorul institutiei

MARC TIBERIU



Conducatorul compartimentului financiar contabil

MARUSCA LEONTINA

## CONTUL DE EXECUTIE AL INSTITUTIILOR PUBLICE - CHELTUIELI

la data de 31.12.2016

21 Capitol 5002

Subcapitol

-lei-

DENUMIREA INDICATORILOR*)	Cod indicator	Credite de angajament	Credite bugetare		Angajamente bugetare	Angajamente legale	Plati efectuate	Angajamente legale de platit	Cheltuieli efective
			anuale aprobate la finele perioadei de raportare	trimestriale cumulate					
A	B	1	2	3	4	5	6	7=5-6	8
L CHELTUIELI(SECTIUNEA DE FUNCTIONARE+SECTIUNEA DE DEZVOLTARE)		107,290,030	176,827,310	192,059,500	192,059,500	192,059,500	166,686,040	25,373,460	194,145,012
SECTIUNEA DE FUNCTIONARE (cod 01+79+85)	F	58,181,770	130,158,000	141,400,390	141,400,390	141,400,390	132,471,881	8,928,509	132,525,265
CHELTUIELI CURENTE (cod 0+30+40+50+51SF+55SF+57+59)	01F	58,181,770	130,158,000	141,400,390	141,400,390	141,400,390	132,471,881	8,928,509	132,525,265
CLASA I CHELTUIELI DE PERSONAL (cod 10.01 la 10.03)	10	13,292,650	30,305,000	31,447,650	31,447,650	31,447,650	31,115,737	331,913	31,740,543
Cheltuieli salariale in bani ( cod 10.01.01 la 10.01.16+10.01.30)	1001	10,817,430	24,718,410	25,577,720	25,577,720	25,577,720	25,365,040	212,680	25,850,937
Cheltuieli de baza	100101	9,322,510	21,518,870	22,304,280	22,304,280	22,304,280	22,196,574	107,706	22,595,171
Cheltuieli pentru conditii de munca	100105	235,000	1,066,000	975,680	975,680	975,680	946,027	29,653	1,046,741
Cheltuieli pentru sporuri	100106	26,750	460,250	426,660	426,660	426,660	404,580	22,080	432,341
Cheltuieli pentru posturi ocupate prin cumul	100110		65,000	63,300	63,300	63,300	61,301	1,999	63,860
Cheltuieli aferent platii cu ora	100111	527,639	485,340	527,639	527,639	527,639	527,639		555,770
Cheltuieli in caz de inimizatii platite unor persoane din afara unitatii	100112	470,000	702,000	517,500	517,500	517,500	512,943	4,557	513,216
Cheltuieli in caz de inimizatii de delegare	100113	57,610	67,500	65,240	65,240	65,240	30,617	34,623	35,181
Cheltuieli pentru decontari si reputeri salariale in bani	100130	177,921	353,450	697,421	697,421	697,421	685,359	12,062	608,657
Cheltuieli salariale in natura ( cod 10.02.01 la 10.02.06+10.02.30)	1002	41,000	41,000	41,000	41,000	41,000	36,266	4,734	59,836
Cheltuieli pentru transportul la si de la locul de munca	100205	41,000	41,000	41,000	41,000	41,000	36,266	4,734	59,836
Cheltuieli pentru asigurari de accidente de munca si boli profesionale (cod 10.03.01 la 10.03.06)	1003	2,434,220	5,545,590	5,828,930	5,828,930	5,828,930	5,714,431	114,499	5,829,770
Cheltuieli pentru asigurari sociale de stat	100301	1,712,600	3,857,220	4,063,820	4,063,820	4,063,820	4,026,797	37,023	4,075,212
Cheltuieli pentru asigurari de somaj	100302	54,410	131,580	137,280	137,280	137,280	124,855	12,425	124,503

A	B	1	2	3	4	5	6	7=5-6	8
butii de asigurari sociale de sanatate	100303	563,030	1,270,920	1,331,520	1,331,520	1,331,520	1,302,888	28,632	1,343,952
butii de asigurari pentru accidente de munca si boli profesionale	100304	18,870	75,370	45,300	45,300	45,300	41,252	4,048	50,778
butii pentru concedii si indemnizatii	100306	85,310	210,500	251,010	251,010	251,010	218,639	32,371	235,325
II. II BUNURI SI SERVICII (cod 20.01 la 20.06+20.09 la +20.18 la 20.25+20.27+20.30)	20	13,199,870	22,994,000	25,842,260	25,842,260	25,842,260	22,267,293	3,574,967	21,209,390
si servicii (cod 20.01.01 la 20.01.09+20.01.30)	2001	1,376,350	4,922,750	5,416,280	5,416,280	5,416,280	5,148,642	267,638	5,167,495
uri de birou	200101	64,700	102,000	154,300	154,300	154,300	127,652	26,648	151,873
iale pentru curatenie	200102	44,000	439,800	503,290	503,290	503,290	488,181	15,109	520,987
it, iluminat si forta motrica	200103	478,680	2,007,000	2,013,910	2,013,910	2,013,910	1,965,099	48,811	1,904,052
anal si salubritate	200104	42,750	331,700	298,620	298,620	298,620	270,055	28,565	270,998
iranti si lubrifianti	200105	178,020	289,000	290,020	290,020	290,020	275,457	14,563	312,296
de schimb	200106	22,360	86,000	80,730	80,730	80,730	69,806	10,924	66,415
port	200107		90,000	86,500	86,500	86,500	86,184	316	86,184
, telecomunicatii, radio, tv, internet	200108	129,780	240,800	234,830	234,830	234,830	214,847	19,983	198,419
iale si prestari de servicii cu caracter functional	200109	249,970	676,950	790,530	790,530	790,530	706,926	83,604	683,711
unuri si servicii pentru intretinere si functionare	200130	166,090	659,500	963,550	963,550	963,550	944,435	19,115	972,560
atii curente	2002	8,886,520	10,127,000	10,052,670	10,052,670	10,052,670	7,229,833	2,822,837	7,044,243
(cod 20.03.01+20.03.02)	2003	356,000	3,340,700	4,033,850	4,033,850	4,033,850	3,943,196	90,654	3,942,966
pentru oameni	200301	356,000	3,336,700	4,011,750	4,011,750	4,011,750	3,922,175	89,575	3,923,650
pentru animale	200302		4,000	22,100	22,100	22,100	21,021	1,079	19,316
amente si materiale sanitare (cod 20.04.01 la 20.04.04)	2004	500	514,500	553,460	553,460	553,460	514,744	38,716	589,694
amente	200401		271,000	291,660	291,660	291,660	269,446	22,214	320,801
iale sanitare	200402	500	196,500	214,800	214,800	214,800	203,577	11,223	223,411
fectanti	200404		47,000	47,000	47,000	47,000	41,721	5,279	45,482
i de natura obiectelor de inventar (cod 20.05.01+20.05.03+20.05.30)	2005	320,470	687,200	1,731,920	1,731,920	1,731,920	1,597,139	134,781	764,721
me si echipament	200501		80,000	79,100	79,100	79,100	59,513	19,587	139,105
ie si accesorii de pat	200503		74,000	139,000	139,000	139,000	133,207	5,793	88,561
biecte de inventar	200530	320,470	533,200	1,513,820	1,513,820	1,513,820	1,404,419	109,401	537,055
sari, detasari, transferari (cod 20.06.01+20.06.02)	2006	252,120	293,750	372,230	372,230	372,230	328,854	43,376	324,722
sari interne, detasari, transferari	200601	222,120	263,750	342,230	342,230	342,230	320,109	22,121	319,741
sari in strainatate	200602	30,000	30,000	30,000	30,000	30,000	8,745	21,255	4,981

A	B	1	2	3	4	5	6	7=5-6	8
publicatii si materiale documentare	2011	238,840	227,500	252,540	252,540	252,540	233,924	18,616	104,651
tire profesionala	2013	79,700	175,000	169,110	169,110	169,110	148,670	20,440	148,152
ctia muncii	2014	2,250	17,550	15,180	15,180	15,180	10,752	4,428	8,913
heltuieli (cod 20.30.01 la .04+20.30.06+20.30.07+20.30.09+20.30.30)	2030	1,687,120	2,688,050	3,245,020	3,245,020	3,245,020	3,111,539	133,481	3,113,833
ma si publicitate	203001	41,000	44,000	45,980	45,980	45,980	39,784	6,196	41,023
col si reprezentare	203002	10,000	10,000	10,000	10,000	10,000	1,429	8,571	1,430
de asigurare non-viata	203003	5,420	6,000	5,420	5,420	5,420	5,412	8	22,011
ari servicii pentru transmiterea drepturilor	203006		332,300	329,300	329,300	329,300	326,540	2,760	325,965
il Presedintelui/Fondul conducatorului institutiei publice	203007	3,000	23,000	3,000	3,000	3,000	2,179	821	2,257
heltuieli cu bunuri si servicii	203030	1,627,700	2,272,750	2,851,320	2,851,320	2,851,320	2,736,195	115,125	2,721,147
IL V FONDURI DE REZERVA (cod 50.04)	50	3,344,280	4,067,500	3,344,280	3,344,280	3,344,280		3,344,280	
de rezerva bugetara la dispozitia autoritatilor locale	5004	3,344,280	4,067,500	3,344,280	3,344,280	3,344,280		3,344,280	
IL VI TRANSFERURI INTRE UNITATI ALE NISTRATIEI PUBLICE (cod 51.01) (cod 51.01)	51F	8,975,680	7,267,000	9,911,680	9,911,680	9,911,680	9,381,203	530,477	9,381,203
feruri curente (cod 51.01.01+51.01.03+51.01.05+ .14+51.01.15+ 51.01.24 +51.01.26 +51.01.31+51.01.39+ .46+51.01.49+51.01.60+51.01.61+51.01.64)	5101	8,975,680	7,267,000	9,911,680	9,911,680	9,911,680	9,381,203	530,477	9,381,203
feruri catre institutii publice	510101	4,964,000	4,845,000	4,964,000	4,964,000	4,964,000	4,961,122	2,878	4,961,122
feruri din bugetele consiliilor locale si judetene pentru area unor ajutoare	510124	2,374,770	1,100,000	2,374,770	2,374,770	2,374,770	2,189,633	185,137	2,189,633
feruri din bugetele locale pentru finantarea unitatilor de nta sociala si medico-sociale	510139		792,000	936,000	936,000	936,000	898,051	37,949	898,051
feruri din bugetele locale pentru finantarea camerelor le	510149	530,000	530,000	530,000	530,000	530,000	349,000	181,000	349,000
feruri de la bugetul judetului catre bugetele locale pentru drepturilor de care beneficiaza copiii cu cerinte tionale speciale integrati in invatamant de masa	510164	1,106,910		1,106,910	1,106,910	1,106,910	983,397	123,513	983,397
IL VII ALTE TRANSFERURI (cod 55.01+ 55.02)	55F	16,500	16,500	16,500	16,500	16,500	16,000	500	15,611
nsferuri curente in strainatate (catre organizatii ationale) (cod 55.02.01+55.02.04)	5502	16,500	16,500	16,500	16,500	16,500	16,000	500	15,611
butii si cotizatii la organisme internationale	550201	16,500	16,500	16,500	16,500	16,500	16,000	500	15,611
IL IX ASISTENTA SOCIALA (cod 57.02)	57	4,731,090	52,571,000	56,216,320	56,216,320	56,216,320	56,157,924	58,396	56,588,417
tre sociale (cod 57.02.01 la 57.02.04)	5702	4,731,090	52,571,000	56,216,320	56,216,320	56,216,320	56,157,924	58,396	56,588,417

A	B	1	2	3	4	5	6	7=5-6	8
ire sociale in numerar	570201	34,500	33,312,800	35,736,780	35,736,780	35,736,780	35,705,606	31,174	35,854,876
ire sociale in natura	570202	4,696,590	19,258,200	20,479,540	20,479,540	20,479,540	20,452,318	27,222	20,733,541
IL XI ALTE CHELTUIELI (cod +59.02+59.08+59.11+59.12+59.15+59.17+59.20+59.22+ +59.30+59.35)	59	14,621,700	12,937,000	14,621,700	14,621,700	14,621,700	13,533,724	1,087,976	13,590,101
ire pentru daune provocate de calamitatile naturale	5902								777
atii si fundatii	5911	950,700	916,000	950,700	950,700	950,700	948,649	2,051	1,004,249
ierea cultelor	5912	2,020,000	1,200,000	2,020,000	2,020,000	2,020,000	1,304,684	715,316	1,304,684
butii la salarizarea personalului neclerical	5915	9,101,000	8,271,000	9,101,000	9,101,000	9,101,000	9,096,111	4,889	9,096,111
destinate finantarii programelor sportive realizate de urile sportive de drept privat	5920	2,550,000	2,550,000	2,550,000	2,550,000	2,550,000	2,184,280	365,720	2,184,280
IUNEA DE DEZVOLTARE (cod +56+58+70+81+85)	D	49,108,260	46,669,310	50,659,110	50,659,110	50,659,110	34,214,159	16,444,951	61,619,747
IL VI TRANSFERURI INTRE UNITATI ALE NISTRATIEI PUBLICE (cod 51.02)	51D	3,188,000	2,180,000	3,188,000	3,188,000	3,188,000	2,291,323	896,677	2,291,323
feruri de capital (cod 51.02.12+ .28+51.02.29+51.02.40 la 51.02.43+51.02.45+51.02.46)	5102	3,188,000	2,180,000	3,188,000	3,188,000	3,188,000	2,291,323	896,677	2,291,323
feruri pentru finantarea investitiilor la spitale	510212	2,893,000	1,900,000	2,893,000	2,893,000	2,893,000	2,013,050	879,950	2,013,050
ansferuri de capital catre institutiile publice	510229	295,000	280,000	295,000	295,000	295,000	278,273	16,727	278,273
IL VII ALTE TRANSFERURI (cod 55.01)	55D	171,680	1,413,600	171,680	171,680	171,680	171,675	5	
nsferuri interne (cod 55.01.03+55.01.07+55.01.08 la .10+55.01.12+55.01.13+55.01.15+55.01.28+55.01.42+55 +55.01.62+55.01.64)	5501D	171,680	1,413,600	171,680	171,680	171,680	171,675	5	
ame de dezvoltare	550113	171,680	1,413,600	171,680	171,680	171,680	171,675	5	
VIII PROIECTE CU FINANTARE DIN FONDURI RNE NERAMBURSABILE (FEN) POSTADERARE (cod la 56.05+56.07+56.08+56.11+56.15 la +56.25+56.27+56.28+56.40)	56	9,566,750	10,016,750	9,566,750	9,566,750	9,566,750	6,118,765	3,447,985	40,660,869
ame din Fondul European de Dezvoltare Regionala R) (cod 56.01.01 la 56.01.03)	5601	9,566,750	10,016,750	9,566,750	9,566,750	9,566,750	6,118,765	3,447,985	40,660,869
rieli neeligibile*)	560103	9,566,750	10,016,750	9,566,750	9,566,750	9,566,750	6,118,765	3,447,985	40,660,869
IL X PROIECTE CU FINANTARE DIN FONDURI RNE NERAMBURSABILE AFERENTE CADRULUI VICIAR 2014- 2020 (cod 58.01 la	58	43,200	43,200	43,200	43,200	43,200	43,200		51,997

A	B	1	2	3	4	5	6	7=5-6	8
+58.11+58.12+58.15+58.16)									
rograme comunitare finantate in perioada 2014-2020 (8.15.01 la 58.15.03)	5815	43,200		43,200	43,200	43,200	43,200		51,997
larea nationala	581501	7,200		7,200	7,200	7,200	7,200		9,839
larea externa nerambursabila	581502	36,000		36,000	36,000	36,000	36,000		42,158
acilitati si instrumente postaderare (cod. .01+58.16.02+58.16.03)	5816		43,200						
larea nationala	581601		7,200						
larea externa nerambursabila	581602		36,000						
TUIELI DE CAPITAL ((cod 71+72+75)	70	36,138,630	33,015,760	37,689,480	37,689,480	37,689,480	25,589,196	12,100,284	18,615,558
IL XIII ACTIVE NEFINANCIARE (cod 71.01 + 71.03)	71	36,138,630	33,015,760	37,689,480	37,689,480	37,689,480	25,589,196	12,100,284	18,615,558
fixe (cod 71.01.01 la 71.01.03+71.01.30)	7101	36,112,630	32,815,760	37,663,480	37,663,480	37,663,480	25,570,987	12,092,493	18,614,248
structii	710101	27,671,580	24,078,580	28,813,730	28,813,730	28,813,730	19,160,368	9,653,362	10,642,382
si echipamente si mijloace de transport	710102	40,920	50,000	40,920	40,920	40,920	40,920		299,804
er, aparatura birotica si alte active corporale	710103	5,211,900	5,329,350	5,539,600	5,539,600	5,539,600	5,064,350	475,250	5,385,329
ctive fixe	710130	3,188,230	3,357,830	3,269,230	3,269,230	3,269,230	1,305,349	1,963,881	2,286,733
atii capitale aferente activelor fixe	7103	26,000	200,000	26,000	26,000	26,000	18,209	7,791	1,310
IL VI TRANSFERURI INTRE UNITATI ALE NISTRATIEI PUBLICE (cod 51.01+51.02)	51	12,163,680	9,447,000	13,099,680	13,099,680	13,099,680	11,672,526	1,427,154	11,672,526
IL Vii ALTE TRANSFERURI (cod 55.01+55.02)	55	188,180	1,430,100	188,180	188,180	188,180	187,675	505	15,611
ELTUIELILE CURENTE 0+30+40+50+51+55+56+58+57+59)	01	71,151,400	143,811,550	154,370,020	154,370,020	154,370,020	141,096,844	13,273,176	175,529,454

se inscriu denumirea si simbolul capitolelor din bugetul aprobat detaliate pe titluri , articole, alineate, pe structura clasificatiei economice

de la bugetele locale, bugetul creditelor externe, bugetul creditelor interne, bugetul fondurilor externe nerambursabile - sursa D, institutiile finantate integral sau partial din venituri proprii/activitati finantate integral din veniturii proprii)

Nota: A: Sumele inscrise in col. 6 "Plati efectuate" cu semnul minus la Titlul 85, art. 85.01 "Plati efectuate din precedenti si recuperate in anul curent", se inscriu si pe col. 4 "Angajamente bugetare" si col. 5 "Angajamente legale de platit" la acelasi cod tot cu semnul minus , astfel incat in col. 7 "Angajamente legale de platit" sa nu fie raportate sume.

Conducatorul institutiei

MARC TIBERIU



Conducatorul compartimentului  
financiar-contabil  
MARUSCA LEONTINA

## CONTUL DE EXECUTIE AL INSTITUTIILOR PUBLICE - CHELTUIELI

la data de 31.12.2016

Cod 21 Capitol 5010

Subcapitol

-lei-

DENUMIREA INDICATORILOR*)	Cod indicator	Credite de angajament	Credite bugetare		Angajamente bugetare	Angajamente legale	Plati efectuate	Angajamente legale de platit	Cheltuieli efective
			anuale aprobate la finele perioadei de raportare	trimestriale cumulate					
A	B	1	2	3	4	5	6	7=5-6	8
TOTAL CHELTUIELI(SECTIUNEA DE FUNCTIONARE+SECTIUNEA DE DEZVOLTARE)		7,648,440	90,751,000	97,126,440	97,126,440	97,126,440	91,698,761	5,427,679	94,364,666
SECTIUNEA DE FUNCTIONARE (cod 01+79+85)	F	7,054,440	86,827,000	92,181,440	92,181,440	92,181,440	88,474,453	3,706,987	90,016,791
CHELTUIELI CURENTE (10+20+30+40+50+51SF+55SF+57+59)	01F	7,054,440	86,827,000	92,181,440	92,181,440	92,181,440	88,474,453	3,706,987	90,016,791
TITLUL I CHELTUIELI DE PERSONAL (cod 10.01 la10.03)	10	4,340,720	58,650,600	62,408,720	62,408,720	62,408,720	61,619,526	789,194	64,059,627
Cheltuieli salariale in bani ( cod 10.01.01 la 10.01.16+10.01.30)	1001	3,549,850	46,053,590	49,107,850	49,107,850	49,107,850	48,522,941	584,909	50,490,697
Salarii de baza	100101	3,394,620	32,767,000	35,729,620	35,729,620	35,729,620	35,489,491	240,129	36,307,247
Sporuri pentru conditii de munca	100105	92,610	6,591,120	6,422,610	6,422,610	6,422,610	6,359,715	62,895	6,883,169
Alte sporuri	100106	10,850	3,811,800	3,541,848	3,541,848	3,541,848	3,444,630	97,218	3,799,859
Fond aferent platii cu ora	100111	11,300	2,493,000	2,941,300	2,941,300	2,941,300	2,831,165	110,135	2,892,333
Indemnizatii platite unor persoane din afara unitatii	100112	8,000	368,000	438,000	438,000	438,000	371,945	66,055	582,094
Indemnizatii de delegare	100113	32,470	22,670	34,472	34,472	34,472	25,995	8,477	25,995
Cheltuieli salariale in natura ( cod 10.02.01 la 10.02.06+10.02.30)	1002		2,160,000	2,160,000	2,160,000	2,160,000	2,131,882	28,118	2,131,882
Tichete de masa	100201		2,160,000	2,160,000	2,160,000	2,160,000	2,131,882	28,118	2,131,882
Contributii (cod 10.03.01 la 10.03.06)	1003	790,870	10,437,010	11,140,870	11,140,870	11,140,870	10,964,703	176,167	11,437,048
Contributii de asigurari sociale de stat	100301	547,980	7,351,740	7,777,980	7,777,980	7,777,980	7,677,211	100,769	8,004,321
Contributii de asigurari de somaj	100302	17,770	162,280	242,770	242,770	242,770	236,213	6,557	246,707
Contributii de asigurari sociale de sanatate	100303	182,160	2,404,000	2,551,160	2,551,160	2,551,160	2,518,571	32,589	2,628,484
Contributii de asigurari pentru accidente de munca si boli	100304	7,530	127,710	138,530	138,530	138,530	129,242	9,288	134,855




A	B	1	2	3	4	5	6	7=5-6	8
profesionale									
Contributii pentru concedii si indemnizatii	100306	35,430	391,280	430,430	430,430	430,430	403,466	26,964	422,681
TITLUL II BUNURI SI SERVICII (cod 20.01 la 20.06+20.09 la 20.16+20.18 la 20.25+20.27+20.30)	20	2,341,720	27,715,400	29,184,720	29,184,720	29,184,720	26,339,330	2,845,390	25,430,295
Bunuri si servicii (cod 20.01.01 la 20.01.09+20.01.30)	2001	902,090	7,595,500	9,091,090	9,091,090	9,091,090	8,188,286	902,804	8,094,985
Furnituri de birou	200101	38,640	304,500	318,640	318,640	318,640	252,190	66,450	249,687
Materiale pentru curatenie	200102	15,690	553,800	578,690	578,690	578,690	547,621	31,069	597,892
Incalzit, iluminat si forta motrica	200103	265,610	2,052,600	2,215,610	2,215,610	2,215,610	2,031,675	183,935	1,973,836
Apa, canal si salubritate	200104	22,560	621,400	655,560	655,560	655,560	623,935	31,625	624,459
Carburanti si lubrifianti	200105	39,100	104,500	99,100	99,100	99,100	67,352	31,748	68,829
Piese de schimb	200106	9,120	529,500	998,120	998,120	998,120	852,864	145,256	923,035
Transport	200107	70,000	120,000	130,000	130,000	130,000	93,744	36,256	93,744
Posta, telecomunicatii, radio, tv, internet	200108	58,200	214,700	218,200	218,200	218,200	201,904	16,296	203,224
Materiale si prestari de servicii cu caracter functional	200109	249,750	1,131,000	1,453,750	1,453,750	1,453,750	1,285,355	168,395	1,083,829
Alte bunuri si servicii pentru intretinere si functionare	200130	133,420	1,963,500	2,423,420	2,423,420	2,423,420	2,231,646	191,774	2,276,450
Reparatii curente	2002	13,730	224,000	363,730	363,730	363,730	361,731	1,999	390,297
Hrana (cod 20.03.01+20.03.02)	2003	72,480	1,110,500	1,152,480	1,152,480	1,152,480	1,044,154	108,326	1,064,543
Hrana pentru oameni	200301	72,480	1,110,500	1,152,480	1,152,480	1,152,480	1,044,154	108,326	1,064,543
Medicamente si materiale sanitare (cod 20.04.01 la 20.04.04)	2004	84,230	16,265,200	15,819,230	15,819,230	15,819,230	14,451,365	1,367,865	14,263,923
Medicamente	200401	75,920	8,864,200	8,310,920	8,310,920	8,310,920	7,545,608	765,312	7,626,780
Materiale sanitare	200402	8,310	3,201,000	3,208,310	3,208,310	3,208,310	2,856,274	352,036	2,866,495
Reactivi	200403		3,840,000	3,880,000	3,880,000	3,880,000	3,676,510	203,490	3,414,116
Dezinfectanti	200404		360,000	420,000	420,000	420,000	372,973	47,027	356,532
Bunuri de natura obiectelor de inventar (cod 20.05.01+20.05.03+20.05.30)	2005	106,150	1,078,000	1,158,150	1,158,150	1,158,150	815,247	342,903	147,258
Uniforme si echipament	200501	3,000	200,000	123,000	123,000	123,000	7,733	115,267	
Lenjerie si accesorii de pat	200503	1,000	200,000	81,000	81,000	81,000	62,260	18,740	
Alte obiecte de inventar	200530	102,150	678,000	954,150	954,150	954,150	745,254	208,896	147,258
Deplasari, detasari, transferari (cod 20.06.01+20.06.02)	2006	70,480	118,500	145,480	145,480	145,480	127,213	18,267	126,245
Deplasari interne, detasari, transferari	200601	60,480	111,500	135,480	135,480	135,480	117,483	17,997	116,515
Deplasari in strainatate	200602	10,000	7,000	10,000	10,000	10,000	9,730	270	9,730
Materiale de laborator	2009	5,000	5,000	5,000	5,000	5,000	2,230	2,770	2,230

A	B	1	2	3	4	5	6	7=5-6	8
Carti, publicatii si materiale documentare	2011	8,000	24,000	24,000	24,000	24,000	11,463	12,537	11,463
Pregatire profesionala	2013	26,290	98,790	140,290	140,290	140,290	132,160	8,130	132,182
Protectia muncii	2014	7,200	127,200	127,200	127,200	127,200	100,902	26,298	99,607
Alte cheltuieli (cod 20.30.01 la 20.30.04+20.30.06+20.30.07+20.30.09+20.30.30)	2030	1,046,070	1,168,370	1,158,070	1,158,070	1,158,070	1,104,579	53,491	1,097,562
Reclama si publicitate	203001	8,000	50,000	48,000	48,000	48,000	32,557	15,443	32,550
Prime de asigurare non-viata	203003	4,200	4,200	4,200	4,200	4,200	4,187	13	4,187
Alte cheltuieli cu bunuri si servicii	203030	1,033,870	1,114,170	1,105,870	1,105,870	1,105,870	1,067,835	38,035	1,060,825
TITLUL XI ALTE CHELTUIELI (cod 59.01+59.02+59.08+59.11+59.12+59.15+59.17+59.20+59.22+59.25+59.30+59.35)	59	372,000	588,000	588,000	588,000	588,000	515,597	72,403	526,869
Burse	5901		216,000	216,000	216,000	216,000	195,029	20,971	195,029
Actiuni cu caracter stiintific si social-cultural	5922	372,000	372,000	372,000	372,000	372,000	320,568	51,432	331,840
SECTIUNEA DE DEZVOLTARE (cod 51+55+56+58+70+81+85)	D	594,000	3,952,000	4,945,000	4,945,000	4,945,000	3,224,308	1,720,692	4,347,875
CHELTUIELI DE CAPITAL ((cod 71+72+75)	70	594,000	3,952,000	4,945,000	4,945,000	4,945,000	3,224,308	1,720,692	4,347,875
TITLUL XIII ACTIVE NEFINANCIARE (cod 71.01 + 71.03)	71	594,000	3,952,000	4,945,000	4,945,000	4,945,000	3,224,308	1,720,692	4,347,875
Active fixe (cod 71.01.01 la 71.01.03+71.01.30)	7101	319,000	2,677,000	3,625,200	3,625,200	3,625,200	2,241,912	1,383,288	1,693,757
Constructii	710101		1,035,000	750,100	750,100	750,100	180,112	569,988	252,828
Masini, echipamente si mijloace de transport	710102		922,000	2,035,700	2,035,700	2,035,700	1,548,563	487,137	1,206,212
Mobilier, aparatura birotica si alte active corporale	710103	315,000	315,000	384,750	384,750	384,750	184,521	200,229	166,736
Alte active fixe	710130	4,000	405,000	454,650	454,650	454,650	328,716	125,934	67,981
Reparatii capitale aferente activelor fixe	7103	275,000	1,275,000	1,319,800	1,319,800	1,319,800	982,396	337,404	2,654,118
<b>A. CHELTUIELILE CURENTE</b> (10+20+30+40+50+51+55+56+58+57+59)	01	7,054,440	87,310,940	92,181,440	92,181,440	92,181,440	88,474,453	3,706,987	90,016,791

Conducatorul institutiei

MARC TIBERIU



Conducatorul compartimentului financiar contabil

MARUSCA TEONTINA

## CONTUL DE EXECUTIE

A BUGETULUI INSTITUTIILOR PUBLICE SI ACTIVITATILOR FINANTATE INTEGRAL SAU PARTIAL DIN VENITURI PROPRII (DE SUBORDONARE LOCALA) -VENITURI

la data de 31.12.2016

Cod 20

-lei-

Denumirea indicatorilor	Cod indicator	Prevederi bugetare		Drepturi constatate			Incasari realizate	Stingeri pe alte cai decat incasari	Drepturi constatate de incasat
		anuale aprobate la finele perioadei de raportare	trimestriale cumulate	Total,din care:	din anii precedenti	din anul curent			
A	B	1	2	3=4+5	4	5	6	7	8=3-6-7
TOTAL VENITURI (cod 00.02+00.15+00.16+00.17+45.10+48.10)	000110	87,364,370	90,722,440	106,150,938	13,569,574	92,581,364	92,325,936	7,615,690	6,209,312
I. VENITURI CURENTE (cod 00.03+00.12)	0002	78,788,370	81,104,440	94,728,875	13,569,574	81,159,301	80,903,873	7,615,690	6,209,312
C. VENITURI NEFISCALE ( cod 00.13+00.14)	2900	78,788,370	81,104,440	94,703,789	13,569,574	81,134,215	80,878,787	7,615,690	6,209,312
C1. VENITURI DIN PROPRIETATE (cod 30.10+31.10)	3000			8,932	8,932				8,932
Venituri din proprietate (cod 30.10.05+30.10.08+30.10.09+30.10.50)	3010			8,932	8,932				8,932
Venituri din concesiuni si inchirieri (cod 30.10.05.30)	301005			8,932	8,932				8,932
Alte venituri din concesiuni si inchirieri de catre institutiile publice	30100530			8,932	8,932				8,932
C2. VANZARI DE BUNURI SI SERVICII (cod 33.10+34.10+35.10+36.10+37.10)	3300	78,788,370	81,104,440	94,694,857	13,560,642	81,134,215	80,878,787	7,615,690	6,200,380
Venituri din prestari de servicii si alte activitati (cod 33.10.05+33.10.08+33.10.09+33.10.13+ 33.10.14+ 33.10.16+33.10.17+33.10.19 la 33.10.21+33.10.30 la 33.10.32+33.10.50)	3310	78,566,370	80,856,370	94,337,344	13,560,642	80,776,702	80,521,274	7,615,690	6,200,380
Taxe si alte venituri in invatamant	331005	90,000	90,000	83,515		83,515	83,515		
Venituri din prestari de servicii	331008	54,970	54,970	70,032	8,087	61,945	59,055	14	10,963
Venituri din organizarea de cursuri de calificare si conversie profesionala, specializare si perfectionare	331017	136,400	136,400	152,800		152,800	152,800		
Venituri din serbari si spectacole scolare, manifestari culturale, artistice si sportive	331019	50,000	50,000	61,240	1,000	60,240	60,240		1,000
Venituri din contractele incheiate cu casele de asigurari sociale de sanatate	331021	66,432,000	66,969,000	81,058,156	13,473,894	67,584,262	67,367,660	7,615,676	6,074,820
Venituri din contractele incheiate cu directiile de sanatate publica din sume alocate de la bugetul de stat	331030	7,192,000	8,461,000	8,022,897		8,022,897	8,022,897		

A	B	1	2	3=4+5	4	5	6	7	8=3-6-7
Venituri din contractele incheiate cu directiile de sanatate publica din sume alocate din veniturile proprii ale Ministerului Sanatatii	331031	1,650,000	2,049,000	1,751,907		1,751,907	1,751,907		
Venituri din contractele incheiate cu institutiile de medicina legala	331032	1,352,000	1,352,000	1,138,669		1,138,669	1,138,669		
Alte venituri din prestari de servicii si alte activitati	331050	1,609,000	1,694,000	1,998,128	77,661	1,920,467	1,884,531		113,597
Diverse venituri (cod 36.10.04+36.10.32+36.10.50)	3610	222,000	232,000	366,529		366,529	366,529		
Sume provenite din finantarea bugetara a anilor precedenti	361032			125,612		125,612	125,612		
Sume provenite din finantarea bugetara a anilor precedenti, aferente sectiunii de dezvoltare	36103202			25,086		25,086	25,086		
Sume provenite din finantarea bugetara a anilor precedenti, aferente sectiunii de functionare	36103203			100,526		100,526	100,526		
Alte venituri	361050	222,000	232,000	240,917		240,917	240,917		
Transferuri voluntare, altele decat subventiile (cod 37.10.01+37.10.03+37.10.04+37.10.50)	3710		16,070	16,070		16,070	16,070		
Donatii si sponsorizari	371001		16,070	16,070		16,070	16,070		
Varsaminte din sectiunea de functionare pentru finantarea sectiunii de dezvoltare a bugetului local (cu semnul minus)	371003	-1,464,000	-1,462,000	-890,182		-890,182	-890,182		
Varsaminte din sectiunea de functionare	371004	1,464,000	1,462,000	890,182		890,182	890,182		
III. OPERATIUNI FINANCIARE (cod 40.10+41.10)	0016			343,339		343,339	343,339		
Incasari din rambursarea imprumuturilor acordate (cod. 40.10.15+40.10.16)	4010			343,339		343,339	343,339		
Sume utilizate din excedentul anului precedent pentru efectuarea de cheltuieli (cod. 40.10.15.01+40.10.15.02)	401015			343,339		343,339	343,339		
Sume utilizate de administratiile locale din excedentul anului precedent pentru sectiunea de dezvoltare	40101502			343,339		343,339	343,339		
IV. SUBVENTII (cod 00.18)	4100	8,576,000	9,618,000	11,078,724		11,078,724	11,078,724		
SUBVENTII DE LA ALTE NIVELE ALE ADMINISTRATIEI PUBLICE (cod 42.10+43.10)	0018	2,195,000	3,188,000	2,013,050		2,013,050	2,013,050		
Subventii de la alte administratii (cod 43.10.09+43.10.10+43.10.14 la 43.10.17+43.10.19 + 43.10.25 la 43.10.27+43.10.31+43.10.32)	4310	8,576,000	9,618,000	11,078,724		11,078,724	11,078,724		
Subventii pentru institutii publice	431009	5,851,000	5,900,000	6,137,446		6,137,446	6,137,446		
Subventii din bugetele locale pentru finantarea cheltuielilor de capital in domeniul sanatatii	431014	1,900,000	1,900,000	1,157,050		1,157,050	1,157,050		
Subventii din bugetul local pentru finantarea camerelor agricole	431015	530,000	530,000	349,000		349,000	349,000		
Sume din bugetul de stat catre bugetele locale pentru	431016		993,000	856,000		856,000	856,000		

A	B	1	2	3=4+5	4	5	6	7	8=3-6-7
finantarea investitiilor în sanatate (cod 43.10.16.01 la 43.10.16.03)									
Sume din bugetul de stat către bugetele locale pentru finanTarea aparaturii medicale Si echipamentelor de comunicaTii în urgenta în sanatate	43101601		437,000	300,000		300,000	300,000		
Sume din bugetul de stat catre bugetele locale pentru finantarea reparatiilor capitale în sanatate	43101602		556,000	556,000		556,000	556,000		
Subventii pentru institutii publice destinate sectiunii de dezvoltare	431019	295,000	295,000						
Subventii	431033			2,579,228		2,579,228	2,579,228		
VENITURILE SECTIUNII DE FUNCTIONARE (cod 00.02+00.16+00.17) - TOTAL	000110	83,705,370	86,072,440	102,879,281	13,569,574	89,309,707	89,054,279	7,615,690	6,209,312
I. VENITURI CURENTE (cod 00.03+00.12)	0002	77,324,370	79,642,440	93,813,607	13,569,574	80,244,033	79,988,605	7,615,690	6,209,312
C. VENITURI NEFISCALE ( cod 00.13+00.14)	2900	77,324,370	79,642,440	93,813,607	13,569,574	80,244,033	79,988,605	7,615,690	6,209,312
C1. VENITURI DIN PROPRIETATE (cod 30.10 +31.10)	3000			8,932	8,932				8,932
Venituri din proprietate (cod 30.10.05+30.10.08+30.10.09+30.10.50)	3010			8,932	8,932				8,932
Venituri din concesiuni si inchirieri (cod 30.10.05.30)	301005			8,932	8,932				8,932
Alte venituri din concesiuni si inchirieri de catre institutiile publice	30100530			8,932	8,932				8,932
C2. VANZARI DE BUNURI SI SERVICII (cod 33.10+34.10+35.10+36.10+37.10)	3300	77,324,370	79,642,440	93,804,675	13,560,642	80,244,033	79,988,605	7,615,690	6,200,380
Venituri din prestari de servicii si alte activitati (cod33.10.05+33.10.08+33.10.09+33.10.13+ 33.10.14 +33.10.16+33.10.17 +33.10.19 la 33.10.21+33.10.30 la 33.10.32+33.10.50)	3310	78,566,370	80,856,370	94,337,344	13,560,642	80,776,702	80,521,274	7,615,690	6,200,380
Taxe si alte venituri in invatamant	331005	90,000	90,000	83,515		83,515	83,515		
Venituri din prestari de servicii	331008	54,970	54,970	70,032	8,087	61,945	59,055	14	10,963
Venituri din organizarea de cursuri de calificare si conversie profesionala, specializare si perfectionare	331017	136,400	136,400	152,800		152,800	152,800		
Venituri din serbari si spectacole scolare, manifestari culturale, artistice si sportive	331019	50,000	50,000	61,240	1,000	60,240	60,240		1,000
Venituri din contractele incheiate cu casele de asigurari sociale de sanatate	331021	66,432,000	66,969,000	81,058,156	13,473,894	67,584,262	67,367,660	7,615,676	6,074,820
Venituri din contractele incheiate cu directiile de sanatate publica din sume alocate de la bugetul de stat	331030	7,192,000	8,461,000	8,022,897		8,022,897	8,022,897		
Venituri din contractele incheiate cu directiile de sanatate publica din sume alocate din veniturile proprii ale Ministerului Sanatatii	331031	1,650,000	2,049,000	1,751,907		1,751,907	1,751,907		

A	B	1	2	3=4+5	4	5	6	7	8=3-6-7
Venituri din contractele incheiate cu institutiile de medicina legala	331032	1,352,000	1,352,000	1,138,669		1,138,669	1,138,669		
Alte venituri din prestari de servicii si alte activitati	331050	1,609,000	1,694,000	1,998,128	77,661	1,920,467	1,884,531		113,597
Diverse venituri (cod 36.10.04+36.10.32+36.10.50)	3610	222,000	232,000	341,443		341,443	341,443		
Sume provenite din finantarea bugetara a anilor precedenti	361032			100,526		100,526	100,526		
Sume provenite din finantarea bugetara a anilor precedenti, aferente sectiunii de functionare	36103203			100,526		100,526	100,526		
Alte venituri	361050	222,000	232,000	240,917		240,917	240,917		
Transferuri voluntare, altele decât subventiile (cod 37.10.01+37.10.03+37.10.50)	3710	-1,464,000	-1,445,930	-874,112		-874,112	-874,112		
Donatii si sponsorizari	371001		16,070	16,070		16,070	16,070		
Varsaminte din sectiunea de functionare pentru finantarea sectiunii de dezvoltare a bugetului local (cu semnul minus)	371003	-1,464,000	-1,462,000	-890,182		-890,182	-890,182		
<b>IV. SUBVENTII (cod 00.18)</b>	<b>4100</b>	<b>6,381,000</b>	<b>6,430,000</b>	<b>9,065,674</b>		<b>9,065,674</b>	<b>9,065,674</b>		
<b>SUBVENTII DE LA ALTE NIVELE ALE ADMINISTRATIEI PUBLICE (cod 42.10+43.10)</b>	<b>0018</b>	<b>6,381,000</b>	<b>6,430,000</b>	<b>9,065,674</b>		<b>9,065,674</b>	<b>9,065,674</b>		
Subventii de la alte administratii (cod 43.10.09+43.10.10+43.10.15)	4310	6,381,000	6,430,000	9,065,674		9,065,674	9,065,674		
Subventii pentru institutii publice	431009	5,851,000	5,900,000	6,137,446		6,137,446	6,137,446		
Subventii din bugetul local pentru finantarea camerelor agricole	431015	530,000	530,000	349,000		349,000	349,000		
Subventii	431033			2,579,228		2,579,228	2,579,228		
<b>VENITURILE SECTIUNII DE DEZVOLTARE (cod 00.02+00.15+00.16+00.17+45.10+48.10) - TOTAL</b>	<b>000110</b>	<b>3,659,000</b>	<b>4,650,000</b>	<b>3,271,657</b>		<b>3,271,657</b>	<b>3,271,657</b>		
<b>I. VENITURI CURENTE (cod 00.12)</b>	<b>0002</b>	<b>1,464,000</b>	<b>1,462,000</b>	<b>915,268</b>		<b>915,268</b>	<b>915,268</b>		
<b>C. VENITURI NEFISCALE (cod 00.14)</b>	<b>2900</b>	<b>1,464,000</b>	<b>1,462,000</b>	<b>915,268</b>		<b>915,268</b>	<b>915,268</b>		
<b>C2. VANZARI DE BUNURI SI SERVICII (cod 36.10+37.10)</b>	<b>3300</b>	<b>1,464,000</b>	<b>1,462,000</b>	<b>915,268</b>		<b>915,268</b>	<b>915,268</b>		
Diverse venituri (cod 36.10.32)	3610			25,086		25,086	25,086		
Sume provenite din finantarea bugetara a anilor precedenti	361032			25,086		25,086	25,086		
Sume provenite din finantarea bugetara a anilor precedenti, aferente sectiunii de dezvoltare	36103202			25,086		25,086	25,086		
Transferuri voluntare, altele decât subventiile (cod 37.10.04)	3710	1,464,000	1,462,000	890,182		890,182	890,182		
Varsaminte din sectiunea de functionare	371004	1,464,000	1,462,000	890,182		890,182	890,182		
<b>III. OPERATIUNI FINANCIARE (cod 40.10)</b>	<b>0016</b>			<b>343,339</b>		<b>343,339</b>	<b>343,339</b>		
Încasari din rambursarea împrumuturilor acordate (cod. 40.10.15+ 40.10.16)	4010			343,339		343,339	343,339		
Sume utilizate din excedentul anului precedent pentru efectuarea de cheltuieli (cod. 40.10.15.02)	401015			343,339		343,339	343,339		

